

SolidWorld GROUP



CONSOLIDATED FINANCIAL STATEMENTS
AT DECEMBER 31, 2023

SOLID WORLD GROUP S.p.A.

Via Reginato 87

TREVISO (TV)

Share Capital: Euro 1,562,874.70 fully paid-in

Treviso Economic & Administrative Index No.: 303.132

Treviso Tax and Companies Registration Office No.: 04132150964

DIRECTORS' REPORT 2023 CONSOLIDATED FINANCIAL STATEMENTS

1. Letter from the Chairperson to all Stakeholders

2023 saw substantial changes to the strategies adopted by SolidWorld Group.

We have embraced innovation through initiatives centered on ensuring the Group's leadership within an ever-changing marketplace. Our efforts have focused on the adoption of cutting-edge technologies: from Artificial Intelligence to patents for designing factories with fully-digital processes, to putting bio-printers into production, to participating in the creation of Europe's first hypersonic aircraft prototype for civil transport.

We have reached 10,000 customers, mostly Italian companies operating in key sectors of the manufacturing industry. These companies are determined to undertake transformation processes in the 4.0 arena, to be competitive by manufacturing in Europe, to embrace the irreversible path of sustainable production, while we have always been ready to support them through adopting the various forms of additive manufacturing technology.

This is the commitment that has enabled us to maintain a leadership position in the digital and 3D world.

In parallel, we diversified in 2023 our activities geographically, extending our global presence and focusing on international expansion. This approach has the objective of making the industrial Group more versatile, featuring companies distributed not only in Italy but also overseas. This action seeks to make the most of the opportunities offered by the markets by decentralizing the services offered.

Specifically, in January we proudly opened a new office in Dubai, enabling us to penetrate the UAE market, in which there is growing interest in Italian technological excellence. This is particularly the case for our innovative 3D design and printing systems, with the subsidiary acquired at the end of December. In September, we signed a multi-year strategic agreement with Doha-based Orion Bostars LLC to distribute our biomedical products in Qatar and offer the Electrospider bio-printer to a large network of Qatari healthcare facilities. Finally, in November, through the order received by our subsidiary Bio3DPrinting, we entered the U.S. market, which is of key importance for the biomedical and technology sector.

Electrospider's patent and subsequent mass production of this advanced bio-printer testify to our commitment to medical innovation. We look forward to a future in which bioprinting can revolutionize regenerative medicine by offering advanced solutions for replicating human organs and tissues. This vision represents not only a technological challenge, but also a significant opportunity to contribute to the advancement of human health.

In addition, the renewable energy sector, particularly solar, has become another key element of our business strategy. Through SolidFactory, we successfully concluded the transaction to integrate a technology division of Formula E S.r.l., positioning us as a major player in the renewable energy landscape. Our presence in this sector is not only strategic from the perspective of environmental sustainability, but also in response to the growing needs of the global market.

Combining the biomedical and solar sectors with our core business in industrial 3D printing positions us as a diversified and robust player.

During the year, we continued to rationalize and simplify the corporate structure to achieve greater efficiency, economies of scale and synergies, enabling us to respond in a timely manner to opportunities emerging in the market.

As SolidWorld Group, we have placed a strong emphasis on corporate responsibility, reflecting our commitment to creating long-term value for all stakeholders. With this in mind, we are honored to have received the prestigious "President Club" award from Dassault Systèmes in March in recognition of our long-term commitment to the quality of our work and our commitment and reliability as a business partner.

Looking to the future, our industrial development objective is to grow by accelerating particularly overseas with SolidWorld Group at the center of innovation in every field where additive manufacturing can bring major benefits, expanding our strategic partnerships and consolidating our leadership on our target markets.

Roberto Rizzo

Chairperson of the Board of Directors and Chief Executive Officer of Solid World Group

2. Group details and Corporate Boards

Solid World Group S.p.A.

Via Reginato, 87 - Treviso (TV)

Share Capital fully paid-in: Euro 1,553,374.70

Treviso Chamber of Commerce No.: 303.132

Treviso Tax and Companies Registration Office No.: 04132150964

Certified e-mail: solidworld@pec.it

Board of Directors

Roberto Rizzo Chairperson & Chief Executive Officer

Marco Calini Vice-Chairperson and Chief Executive Officer

Lucio Ferranti Director

Paolo Pescetto Director

Carlo Pascotto Independent Director

Date of appointment: July 4, 2022

Conclusion of mandate: approval of the financial statements at December 31, 2024

Board of Statutory Auditors

Paolo Bramezza Chairperson

Simone Lo Giudice Statutory Auditor

Vittorio Masina Statutory Auditor

Paolo Fabbro Alternate Auditor

Davide Cappellari Alternate Auditor

Date of appointment: July 4, 2022

Conclusion of mandate: approval of the financial statements at December 31, 2024

Independent Auditor

RSM Società di revisione e organizzazione contabile S.p.A.

Date of appointment: December 23, 2021

Conclusion of mandate: approval of the financial statements at December 31, 2023

3. Ownership structure at 31/12/2023

Shareholder	Multi-vote shares with 3 votes	No. ordinary shares	No. total shares	% of Share capital	No. voting rights	% of voting rights	% of treasury shares
Roberto Rizzo ***	2,205,170	2,073,104	4,278,274	27.37%	8,688,614	38.67%	16.98%
<i>through PRIME S.r.l.*</i>	2,205,170	2,035,979	4,241,149	27.14%	8,651,489	38.51%	16.68%
<i>as natural person</i>	-	37,125	37,125	0.24%	37,125	0.17%	0.30%
Marco Calini ***	1,214,670	1,151,254	2,365,924	15.14%	4,795,264	21.34%	9.43%
<i>through AL.CA S.r.l.**</i>	1,050,000	958,600	2,008,600	12.85%	4,108,600	18.29%	7.85%
<i>as natural person</i>	164,670	192,654	357,324	2.29%	686,664	3.06%	1.58%
Lucio Ferranti ***	-	459,250	459,250	2.94%	459,250	2.04%	3.76%
Other Shareholders subject to Lock-Up ***	-	1,186,702	1,186,702	7.59%	1,186,702	5.28%	9.72%
RedFish LongTerm Capital S.p.A. ***	-	1,359,983	1,359,983	8.70%	1,359,983	6.05%	11.14%
RedFish Listing Partners Spa *** (formerly Redfish 4 Listing S.r.l.)	-	424,462	424,462	2.72%	424,462	1.89%	3.48%
Market	-	5,554,152	5,554,152	35.54%	5,554,152	24.72%	45.49%
Total	3,419,840	12,208,907	15,628,747	100.00%	22,468,427	100.00%	100.00%

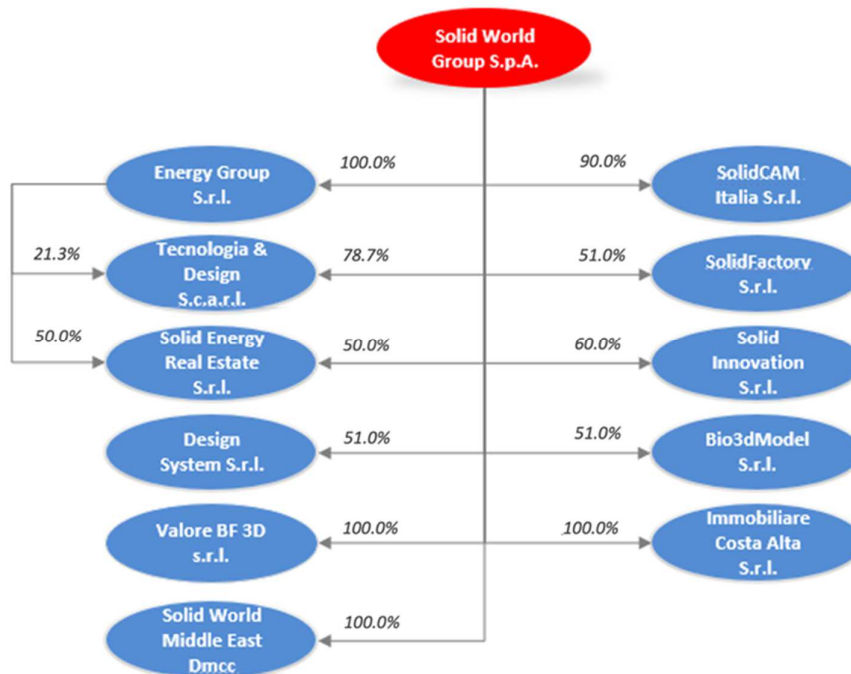
* Company belonging to Roberto Rizzo, Chairperson of the Board of Directors

** Company belonging to Marco Calini, Vice-Chairperson of the Board of Directors

***Lock-up until July 6, 2024

The above-indicated ownership structure takes into account the full subscription of the capital increase as per Article 2343-*quater*, Paragraph 3, of the Civil Code, as resolved on December 22, 2023, and exercised on February 5, 2024.

4. Group Structure



5. Main stages in the company's history

2003 – 2004: SolidWorld S.r.l. is founded, specializing in 3D design software licensing. A year later, an office is opened in Pordenone, along with branches in the Provinces of Ancona, Bologna, Treviso and Milan.

2006 – 2008: the growth path begins with the integration of EXIS customers and personnel, the partnership with Ready Solutions, and opening of new offices in Verona and Trento, in addition to an office in the Province of Florence. Two years later, in 2008, SolidWorld S.r.l. merges with the competing company Adage Solid Solutions, in which Marco Calini was a partner.

2012: majority shares are acquired in Platinum Partners of Dassault Systèmes and Design Systems S.r.l., the main reseller of Catia, Enovia, Delmia and 3D Experience in Italy.

2014: 60% of Energy Group is acquired (which owns 30% of Solid Energy S.r.l. and 50% of Solid Energy Real Estate S.r.l.), in order to develop the hardware supply chain specialized in 3D printing solutions.

2015: 60% of SolidCam is acquired, in order to strengthen the software supply chain, along with a majority share of Tecnologia & Design, a digital factory specialized in offering additive manufacturing services.

2016 – 2017: SolidWorld takes a stake in its competitor Solid Engineering, a company operating in Southern Italy, and, a year later, acquires a majority share of CAD Manager through the subsidiary Energy Group.

2018: 100% of Technimold is acquired from Stratasys Group, through the subsidiary Energy Group, and new offices are opened in Turin, Benevento and in the Provinces of Modena and Latina.

2020: Bio3DModel is established as a division specialized in 3D printing solutions for the medical field.

During the COVID-19 pandemic, SolidWorld makes a significant contribution to the production of respiratory masks, specially designed and printed in 3D for use in intensive care, and of air filter equipped devices for doctors, made in the Bentivoglio and Ponzano Veneto factories.

2021: three companies are established specializing in 3D printing solution applications: SolidInnovation, SolidFactory and SolidManufacturing. A commercial agreement is signed with Vection, a company listed on the Sydney Stock Exchange operating in the field of augmented and virtual reality for the biomedical and industrial sectors.

2022: the process of listing on the Euronext Growth Milan market begins, RedFish enters the capital of **SolidWorld**, and a bond loan is signed with Riello Investimenti Partners SGR. On July 6, 2022, the Company completes the listing process for the Euronext Growth Milan market, and changes its name to **SolidWorld Group S.p.A.** In September 2022, the SolidFactory software platform is launched to support the start-up of 4.0/5.0 factories. In 2022, the University of Pisa files the patent for Electrospider, a 3D bioprinter capable of replicating human cells, tissues and organs. In October 2022, the company reorganization process begins through the merger by incorporation of the previously wholly-owned Solid Engineering into **SolidWorld Group**.

2023: SolidWorld Group opens a new office in Dubai (UAE) through the newly-established company SolidWorld Middle East DMCC. The Group then consolidates its entry into the world of biotechnology and the solar industry. Production begins of Electrospider, a 3D bioprinter that replicates human tissues, which is then updated to Electrospider 2.0 with the integration of an innovative proprietary Artificial Intelligence system, for which a five-year distribution agreement is signed in September 2023 in Qatar with Orion Bostars LLC. In November 2023, the first delivery of the bioprinter is made to a well-known clinical institute in Milan, and the first American order is received for the biomedical sector from one of the major hospitals in New York County. The subsidiary SolidFactory acquires a business unit from Formula E (belonging to Vismunda Group), in order to enter the global solar market, and the fields of industrial automation and the management of highly technological processes. **SolidWorld** also acquires a business unit of the company B.F. Office Supplies S.r.l., establishing Valore BF 3D to create a single vertical company in the 3D CAD software design and development sector, also operating as an authorized SolidWorks reseller in Italy, and competitive in the national market in responding to customer needs, supporting product design and development process optimizations and innovations, and offering a high level of skills and know-how.

6. Mission and values

The Group's mission is to assist customers in their innovation processes towards using the most advanced techniques in the 3D Digital Process field, from design through to the structuring of production processes for 3D printing prototypes and finished products.

The Group is therefore the main Italian player capable of providing the best integrated solutions to support and accelerate the transition of customer companies towards the Factory 4.0/5.0 model, by providing interconnected systems using the best 3D digital technologies in terms of both software and hardware. SolidWorld Group aims to be a significant architect of the modernization process that keeps Italian manufacturing at the cutting edge.

Loyalty, tradition and commitment are **principles** that all of the companies of SolidWorld Group share and support every day. SolidWorld Group loves innovation, challenges and competition. For this reason, for years it has enthusiastically supported projects in the fields of sport and research for technological innovation.

7. Activities

Solid World Group is controlled by the Parent Company Solid World Group S.p.A., and is made up of companies covering all phases of the digital supply chain dedicated to 3D Digital Manufacturing, and with 15 operational offices and 3 technology centers in Italy and 1 branch in the Middle East, in Dubai.

The year under review saw a substantial evolution, with a **broadening of the Group's spectrum of activities**. This broadening had **innovation** as its common denominator.

The adoption of cutting-edge technologies has led:

- in the traditional industrial sector, to the implementation of **Artificial Intelligence** and patents for the design of factories with entirely digital processes for the optimization of processes and products;
- in the revolutionary biomedical sector, to the production of **bioprinters** (through the subsidiaries Bio3DModel and Bio3DPrinting);
- and, finally, in the promising solar sector, to the Group's entry into the **renewable energy** market (thanks to the integration of the technological division of **Formula E S.r.l.** into SolidFactory).

The adoption of 3D technology in its various forms is therefore the driving force on the Group's path of growth, both **in Italy and abroad**. Today, Solid World Group seeks to confirm its positioning as a cutting-edge company that proposes advanced and innovative technologies.

With regard to its original **industrial pillar**, the Group operates throughout the Italian territory offering 3D printing, training and integrated services in sectors such as automotive, aerospace, mechanics, mechatronics, sports-systems, home design and fashion, therefore supporting the design and production departments of the most modern Italian manufacturing companies.

Alongside this pillar, the company strategy has been enriched by **two new technological and business pillars**: the biomedical one, with bioprinters, and the green one, with machinery for the production of solar panels. In particular, the strengthening of SolidFactory, the Group's industrial contract business, seeks to make it the first and only national producer of production lines for new generation solar panels.

The subsidiaries through which the Group operates in each sector are described below:

INDUSTRIAL SECTOR

Software & Hardware

Solid World Group S.p.a.: Solid World Group integrates the most modern and comprehensive 3D digital technologies to support and accelerate the transition of customer companies towards the Factory 5.0 model, providing integrated and interconnected systems using the best 3D digital technologies in terms of both software and hardware. At the heart of Solid World Group is the concept of three-dimensionality in all the solutions applied in various phases, from conception through to design, reverse engineering, prototyping, industrialization, quality control, mechanical processing, 3D printing, customization and small series production.

Valore BF 3D S.r.l. supports medium to small businesses in their Digital Transformations, guaranteeing cutting-edge solutions to optimize resources and achieve business objectives. It offers a wide range of technologies for businesses, with a focus on 3D CAD design, 3D printing, scanning and 3D advanced manufacturing.

SolidCAM Italia S.r.l. is the leading independent CAM player, with a network of resellers around the world. After many years of successes in software development, its strategy of integrating the most popular CAD systems, namely SOLIDWORKS and Inventor, has made SolidCAM the most efficient solution for integrated CAM systems, enabling users to use their own CAD software to program CNC machines.

Solid World Adria D.o.o. is the division of the group in Slovenia, and has been a European distributor of Dassault Systèmes for many years.

Energy Group S.r.l. is a reseller of 3D printers for professional applications, and, with over twenty-five years of experience in the world of 3D design, is specialized in the sale of additive technologies to support and optimize the design and product development cycle in various sectors, ranging from manufacturing through to medical, educational and industrial.

Design Systems S.r.l.: Design Systems is the leading CATIA®, ENOVIA®, DELMIA® and 3DEXPERIENCE® reseller in Italy, and has been recognized for three consecutive years as a Platinum Partner of Dassault Systèmes®. It capitalizes on the many years of experience of its founding members in the CAD and PLM fields on the ITC market to support companies in implementing Product Lifecycle Management (PLM) technologies, with a focus on and specific skills in the various industries they are experts in.

Tecnologia & Design S.c.a.r.l. is the Digital Factory of Solid World Group. It was created to help companies understand and make use of innovative technologies applied to the design and engineering phases of new products, particularly Additive Manufacturing applications with 3D printers. Today, it is a leading point of reference in the world of Additive Manufacturing.

SolidInnovation S.r.l. is the Industry 5.0 division for Data Management applications. The integration of information systems is a crucial step that allows companies to implement new business strategies and reduce time-to-market in the face of competition. The goal of SolidInnovation is to help companies acquire flexibility and security in the use of information and applications. Only with real integration is it possible to truly exploit the potential of these new solutions, to make production processes perfectly fluid and frictionless. This is done using proprietary Integr@ software adapted to the individual specificities of each company.

Solid Energy S.r.l. is the division that deals with engineering consultancy, seeking to improve product development and production performance. Since 2014, it has provided technical consultancy, innovation support and transfer of know-how to companies operating in various manufacturing sectors, with a view to improving their performance through the application of the most innovative digital technologies.

SolidWorld Middle East DMCC: It is dedicated to supporting the digital transformation of businesses in the Middle East and Dubai, with integrated 3D scanning and 3D printing solutions, and a Factory 5.0 perspective.

BIOMEDICAL SECTOR

Bio3DModel S.r.l. is dedicated to providing services to the medical world, through technologies, software, 3D medical printers, various complementary services, education and training, particularly for the development of a new personalized medicine, designed and tailored to the needs of individual patients. Bio3DModel is coordinated by a team of experts in the field of medical design and 3D printing. It was the first in Europe to qualify as a Stratasys Certified Healthcare Specialist. **The company controls BIOD3DPRINTIG Srl**, the division dedicated to the production of 3D bioprinters capable of reproducing human cells and tissues. This was born from the collaboration between SolidWorld GROUP and the University of Pisa, with the mission of creating new generation 3D bioprinting tools to meet future production needs in this field. The flagship patented technology is Electros spider, a multi-scale and multi-material device capable of generating 3D cellular constructs with the complex topology of human tissues, which is set to revolutionize surgery in the near future.

SOLAR SECTOR

SolidFactory S.r.l.: SolidFactory is a company that, thanks to the skills of its team, can integrate complete, complex and functional solutions into business processes, factory layouts and engineering. Thus research and the application of innovative technologies finds its place in satisfying the customer's needs. SolidFactory is the ideal and indispensable partner for projects to modernize and improve the efficiency of production processes under a Digital Transition approach. The company, thanks to its transversal approach, is able to satisfy the needs of various industrial sectors, and boast consolidated verticality in the renewables sector for the supply of turnkey lines and systems for the production of latest generation solar panels.

Further information on the technological profiles of the Group's activities can be obtained from the website www.solidworld.it.

8. Research & Development

In 2023, the Parent Company continued its research, development and technological innovation activities, directing its efforts to the most technologically innovative projects and to the technological updating of its proprietary software.

Among the main activities carried out by the Company in 2023 were those relating to the study, design and development of software modules for the Integr@ suite, the development of technology for better integrating SolidWorks and SolidCam software with Manufacturing Execution Systems (MES), the integration of Product Data Management (PDM) systems and of add-ins to create more opportunities to bring SolidWorks software to new market segments traditionally unrelated to mechanical design software, such as those of leather goods and clothing. The evidence of the recovery of these segments, which could bring future economic benefits for the Company, motivated the inclusion of these features amongst intangible assets.

The Company's research and development activities continue constantly with a prevalent use of internal resources. We note that, in 2023, following the innovation of previous years, the Company was able to register with the Italian Authors' and Publishers' Society, SIAE, two new software programs with exclusive commercial usage rights, added to those already registered. At December 31, the Company's portfolio included nine proprietary software applications registered with the SIAE.

The use of these programs is internal, and therefore their commercial exploitation by third parties is currently not permitted.

Regarding software covered by copyright, the Company has exercised the option to benefit from the greater deductibility of expenses provided for by the provisions of Article 6 of Legislative Decree No. 146 of 21/10/2021, as

amended by Law No. 234 of 30/12/2021 (the 2022 Budget Law), referring to the “Super Deduction”, or new “Patent Box”, which allows for expenses to also be claimed for the years leading up to obtaining the copyright for the intangible assets.

Finally, in 2023, sector research and innovation was carried out by SolidFactory, involving the development of the design, production and installation of cutting-edge machinery and entire lines for manufacturing high-efficiency and latest-generation photovoltaic panels and for refurbishing used solar panels.

9. Competitive position

The SolidWorld Group operates mainly in the Italian additive manufacturing sector, in the solar and biomedical sectors, and in providing contract work in the construction of digitalized industrial factories and production lines for third parties.

3D printing competitors are those active in one or more of the following market segments: sale and leasing of 3D design software licenses and technologies for digitalization and virtual reality, sale of 3D printers and scanners, and provision of 3D printing services (including additive manufacturing for third-parties).

SolidWorld stands out from its competitors as the only supply chain player active in all market sectors, offering the widest and most integrated range of 3D digital design solutions for industry, covering 3D software, 3D printing hardware and additive manufacturing services.

Potential competitors can be grouped into two main categories:

- 1) Local system integrators specialized in 3D printing (e.g. Nuovamacut, Prisma Tech, 3DZ, Elmec 3D, Selltek, CMF Marelli);
- 2) International IT system integrators (generalists) (e.g. Reply Hermes, NTT Data, Infosys, CGI) with a track record in the sector and an established network with major technology providers (e.g. accredited partners of Dassault Systèmes).

SolidWorld’s **widespread presence** in Italy, with its direct branches and technology hubs providing technical support, demos and digital education activities, make the Group an effective customer partner and consultant for any additive manufacturing project.

SolidWorld boasts a **customer portfolio** of over 10,000 companies, to which it provides on-premises and cloud solutions, perpetual and leasing licenses, and proprietary and resale software.

The drive for continuous innovation that distinguishes SolidWorld has led the Group to explore new markets, including in the **biomedical and solar sectors** and the **industrial contract work sector**, with the design and construction of digitalized factories and production lines and highly technological automated systems.

10. Products and services

INDUSTRIAL SECTOR	
Software	
SOLIDWORKS	SOLIDWORKS is a comprehensive and versatile Computer-Aided Design (CAD) software, composed of integrated modules that guide the entire 3D product design process, in every detail. This advanced tool assists the user every step of the way from conception through to simulation, and even to the execution of environmental impact assessments. SOLIDWORKS also offers capabilities for publishing technical manuals, creating inspection documentations, and efficiently managing project data. Thanks to its wide range of tools and modules, SOLIDWORKS is a complete and integrated solution for complex design and engineering needs.
3DEXPERIENCE	3DEXPERIENCE offers the ability to share projects and access a vast portfolio of applications through a single software application. This solution promotes an efficient work cycle through the use of modern technologies, optimizing the time dedicated to design and collaboration activities. The cloud-based platform facilitates real-time connections and collaboration, allowing users to interact synergistically across the entire organization. In this way, 3DEXPERIENCE offers an integrated and complete solution to improve project management and execution through a shared virtual environment.
Integr@	Integr@ plays a key role in coordinating and managing centralized information within a system integrating Computer-Aided Design (CAD), Product Data Management (PDM), and Enterprise Resource Planning (ERP). This advanced platform significantly accelerates new product development processes, while optimizing product lifecycle management. Its ability to synergistically integrate these three key components enables a more efficient workflow, from initial conception right through to final production. In this way, Integr@ can significantly contribute to company optimization processes, promoting greater agility, and facilitating the achievement of product design and development milestones.
Driveworks	DriveWorks is a powerful design automation tool within the SOLIDWORKS ecosystem. This powerful solution enables the rapid, precise generation of numerous variations of parts, assemblies and drawings designed using SOLIDWORKS. DriveWorks can automate the design process, simplifying the creation of different product configurations, without compromising the accuracy or quality of the final result.
SWOOD	Optimized for the needs of the wood industry and fully integrated into SOLIDWORKS, SWOOD is ideal for custom and tailor-made projects. With SWOOD, design is a more intuitive, efficient process that supports the creation of tailor-made products with high precision and quality.
SolidAR/VR	This is software dedicated to creating Virtual Reality, to immerse the user in a computer-generated three-dimensional artificial environment. The tool simulates reality using interactive devices, offering an engaging, immersive experience. The goal is to digitally recreate a three-dimensional space, allowing users to interact with it and explore it realistically, using advanced technologies to guarantee a compelling virtual experience.
Logopress	Logopress is a software suite dedicated to die and metalworking sectors, developed on the basis of SOLIDWORKS. The software is designed to streamline

	the sheet metal design and manufacturing process, offering a suite of advanced tools for bending simulation, nesting optimization, die creation, and more. Logopress is known for its ability to manage the design of complex sheet metal parts, guaranteeing precision and efficiency throughout the different phases of the production process. Logopress continues to demonstrate its high level of integration and compatibility through Gold Certification for the 3D CAD environment of SOLIDWORKS.
CADFeature	Many CAD systems have difficulties reading files from different platforms or maintaining the feature tree when converting to another format. CADFeature solves these problems by allowing models and files to be converted exactly as they were originally designed.
Smap3D Plant Design	Smap3D Plant Design is a complete, advanced software suite used globally for the design of plants and pipeline systems. This solution offers a wide range of design tools and features, allowing users to efficiently and accurately address the challenges of designing industrial plants and pipeline networks. Thanks to its widespread global adoption, Smap3D Plant Design is a point of reference in the industry, guaranteeing users a reliable and cutting-edge design environment.
Power Surfacing	Power Surfacing is an integrated SOLIDWORKS module for designing organic surfaces. The tool enables engineers and designers to draw surfaces of varying complexity, to create increasingly innovative and competitive products.
DraftSight	DraftSight guarantees versatility in offering 2D drafting and 3D design tools to a wide range of professionals, including architects, engineers, construction service providers, expert CAD users, designers, builders, manufacturers, teachers, and hobbyists. This platform enables the easy creation, editing, viewing and annotation of any type of DWG file, therefore providing a comprehensive and accessible tool to meet any design or documentation needs.
CATIA	CATIA is an advanced collaborative virtual design tool, designed to drive innovation across every sector of the extended enterprise. With a particular focus on collaboration and idea sharing, CATIA facilitates the creation, simulation and documentation of complex products in a virtual environment. The platform is used widely across multiple industries, and offers advanced features that engage engineers, designers and development teams throughout the entire design and manufacturing process. By empowering teams working on complex, multidisciplinary projects, it becomes a crucial resource for companies looking for collaborative and innovative solutions.
ENOVIA	ENOVIA is an advanced solution that raises the bar of digital collaboration for companies of various sizes by facilitating the complete management of the lifecycle of both simple and complex products. By integrating a wide range of capabilities, this platform allows companies to optimize their design, development and manufacturing processes with a fully integrated approach. ENOVIA facilitates collaboration between teams, enabling efficient management of information and changes in 3D projects and therefore ensuring greater consistency and control over products of varying complexity, throughout their lifecycles.
DELMIA	DELMIA gives users the ability to model equipment and machinery, and their kinematics, including CNC machines and tool changer systems. This allows CNC programmers to set a virtual machine to work on a specific part and precisely simulate machine movements and material removal processes along programmed tool paths.
EXALEAD OnePart	EXALEAD OnePart is an advanced businesses discovery application, designed to accelerate the process of reusing parts, designs, specifications, standards, test results and related data to satisfy any design or manufacturing need. Using the

	proven semantics, analytics, mashup and web indexing technologies, provided by EXALEAD CloudView, OnePart can immediately locate and draw together information from multiple sources. EXALEAD OnePart facilitates standardization and sourcing, helping improve the efficiency and optimization of decision-making processes in design and manufacturing.
DELMIAWorks	DELMIAWorks ERP is designed to streamline a wide range of processes, including those of sales, order processing, accounting, human resources, planning, production, inventory, procurement, and countless other business processes.
SolidCAM	SolidCAM is the most complete and integrated CAD-CAM solution in the 3D CAD field. Together with the innovative iMachining, SolidCAM brings significant savings and a significant boost in efficiency in CNC milling operations.
iMachining	With its Technology Wizard patented technology, iMachining stands out for its ability to maximize the productivity of numerical control machines in mechanical workshops and significantly reduce the execution times of all machining operations. iMachining represents a substantial advance in CNC milling technology. As a complete and intelligent CAM system, it automatically adapts to the material, geometry, tool and machine tool specifications. This innovative software tool guides the user through the entire process of optimizing and accelerating the tool path efficiently and precisely.
Peel 3.CAD	Peel 3.CAD is a fully integrated 3D scanning solution for reverse engineering needs. It extracts all the information needed by the operator, and makes it directly available in his or her favorite CAD software.
nTop	nTop software facilitates design iterations and eliminates design bottlenecks in advanced product development.
GrabCAD Shop	GrabCAD Shop makes the workflow of 3D print service centers and school laboratories equipped with various 3D printers much easier with centralized management of all the machines and work queues.
Hardware	
3D Print	
Stratasys	A US brand of industrial 3D printers. Using industrial Additive Manufacturing technology, they can produce components and semi-finished and finished products in various plastic materials and metals. They are ideal for printing prototypes. Stratasys printers are also capable of reproducing accurate models of organs and anatomical parts for 3D medical applications.
XACT Metal	These are metal laser powder bed fusion 3D printers for use with Product Manufacturing Information (PMI). 3D Xact Metal additive manufacturing systems deliver high performance and high sustainability.
DyeMansion	DyeMansion 3D printers enables the management of post-processing workflows and full integration into industrial production, to produce extremely high quality parts, with low unit costs, and high sustainability.
Desktop Metal	Desktop Metal additive systems make metal 3D printing accessible to designers and builders. Desktop Metal 3D Printers offer a complete, cost-effective solution for direct metal part manufacturing for prototype parts and low-to-medium volume production runs, in stainless steel and other alloys and superalloys and in continuous fiber composite materials.
Formlabs	Formlabs 3D resin printers use laser stereolithography to create 3D models with a high degree of detail and quality, and come in a desktop format that makes them perfect for the office, laboratory or school.
3D scanner	
Creaform	Creaform 3D scanners reduce the time-to-market of product development workflows, and meet 3D non-contact measurement quality control needs.

peel 3D	This is the latest generation 3D scanner capable of handling all kinds of applications in different sectors, including heritage and art conservation, product design, healthcare, virtual reality, augmented reality, education, and digital content production.
Hexagon	Using a 3D scanning system, Hexagon industrial metrology tools make Product Manufacturing Information (PMI) directly available in 3D designs. Having the PMI in metrology software allows you to cut planning, design and validation times, and therefore step up efficiency.

BIOMEDICAL SECTOR

Stratasys	Stratasys 3D biomedical printers can print medical application models of soft tissues, muscles, cartilage and bones, using special resins to reproduce anatomies with transparent parts, and much more. Stratasys 3D dentistry printers can produce precise, detailed dental models, including with biocompatible materials. They can print full arches, casts, aligners and other dental devices quickly and conveniently, directly in the laboratory.
Electrospider	Electrospider is an innovative cellular tissue biofabrication technology. It can deposit fibers in space in a highly controlled way, print 3D structures by microextrusion of multimaterials, and apply both electrospinning and microextrusion techniques together. It is capable of generating 3D cellular constructs with the complex topology of human tissues. Bio3Dprinting holds patents protecting the technology at national (IT10201800005065), international (WO2019IB53625) and European (EP20190727513) levels. Electrospider was conceived to combine microextrusion, solution and melt electrospinning and ink-jet technology in a single 3D bioprinting platform, in order to process a vast range of biomaterials on both micro and nano scales, in a single printing process. It was also designed to be customizable with a variety of accessory functions to satisfy the needs of different end users.

SOLAR SECTOR

Engineering	<ul style="list-style-type: none"> ○ Definition of the production layout based on factory analysis ○ Definition of project specifications and drafting of management plans for project engineering and execution ○ Mechatronic engineering, automation and software ○ Drafting of production documentation ○ Project management from production through to line testing ○ Line post-installation service
Software	<ul style="list-style-type: none"> ○ Creation of dedicated software for production management
Mechanical and Electrical Hardware	<ul style="list-style-type: none"> ○ Production of mechanical hardware for the construction of automatic machines and lines ○ Production of electrical hardware and electro-pneumatic wiring for automatic machines and lines ○ Assembly and testing of automatic machines and lines
Lines	<ul style="list-style-type: none"> ○ Automatic production lines for solar panels ○ Automatic and robotic lines for loading and unloading machine tools ○ Automatic and robotic packaging lines ○ Automatic and robotic component assembly lines ○ Automatic and robotic processing lines

11. Local presence

Group Operating Offices and Technology Hubs



The Group is present throughout Italy through 15 Operating Offices and 3 Technology Hubs. 1 office overseas in the Middle East (Dubai).

<p>1a Treviso (Headquarter) Operating Office: ✓ Technology Hub: ✗ Companies: SolidWorld, SolidFactory</p>	<p>1b Ponzano Veneto (TV) Operating Office: ✓ Technology Hub: ✓ Company: Tecnologia & Design</p>	<p>1c Verona Operating Office: ✓ Technology Hub: ✗ Company: SolidWorld</p>
<p>1d Villorba (TV) Operating Office: ✓ Technology Hub: ✗ Company: SolidFactory</p>	<p>2a Brescia Operating Office: ✓ Technology Hub: ✗ Company: Design Systems</p>	<p>2b Rescaldina (MI) Operating Office: ✓ Technology Hub: ✗ Companies: SolidWorld, Energy Group, SolidCAM Italia, Design Systems,</p>
<p>2c Gallarate (VA) Operating Office: ✓ Technology Hub: ✗ Company: Valore BF 3D</p>	<p>3 Turin Operating Office: ✓ Technology Hub: ✗ Company: SolidWorld</p>	<p>4 Genoa Operating Office: ✓ Technology Hub: ✗ Company: Design Systems</p>
<p>5a Bentivoglio (BO) Operating Office: ✓ Technology Hub: ✓ Companies: SolidWorld, Energy Group, SolidCAM Italia</p>	<p>5b Barberino Tavernelle (PI) Operating Office: ✓ Technology Hub: ✓ Companies: Bio3DModel, Bio3DPrinting</p>	<p>6 Monteverchi (AR) Operating Office: ✓ Technology Hub: ✗ Company: SolidWorld</p>
<p>7 Osimo (AN) Operating Office: ✓ Technology Hub: ✗ Companies: SolidWorld, Energy Group</p>	<p>8 Benevento Operating Office: ✓ Technology Hub: ✗ Company: SolidWorld</p>	<p>9 Modugno (BA) Operating Office: ✓ Technology Hub: ✗ Company: SolidWorld</p>
<p>10 Dubai Operating Office: ✓ Technology Hub: ✗ Company: SolidWorld Middle East</p>		

12. Customers

Solid World Group boasts over 10,000 customers, including industrial groups and companies operating in the industrial, aerospace, automotive, home design and fashion sectors. Each customer department or design or production office has different needs, involving, in particular, the installation or replacement of existing technology with digital technology, demanding the support of system integrators with the technical and human resources capable of effectively implementing the most suitable 3D solutions. This digitalization brings a higher rate of innovation, reducing time-to-market regarding the sourcing of materials and development time and resources, and allowing the customer to stay competitive.



13. Collaborations

To stay ahead of the curve with the development of these new technologies, the Group regularly collaborates with numerous national and international universities, such as the research team of the Department of Industrial Engineering of the University of Florence, and the EndoCAS Center of the University of Pisa. In particular, to develop and optimize the offer of products and services for the biomedical sector, the subsidiary Bio3DModel has launched an active collaboration with two major Italian research centers:

The Process and Product Innovation Team (TIP) of the Department of Industrial Engineering of the University of Florence: the mission of the research group is to study and develop tailored design methods and tools, to offer innovative, personalized care solutions, based on 3D printing and 3D CAD procedures, particularly in support of the treatment of pediatric pathologies, and to research new applications of additive manufacturing techniques.

The Piaggio Research Centre of the Department of Biomedical Engineering of the University of Pisa: Headed by Professor Giovanni Vozi, the team of this research center of excellence has developed and patented Electros spider, a 3D bioprinter that can print on human cells and tissues.

e-Spres3D S.r.l., part of the EndoCAS Center of the University of Pisa: this company develops models for medical training, for challenging surgical tasks, to demonstrate the functioning of machinery, or for other marketing objectives.

14. Share performance

SolidWorld Group maintains an active dialogue with shareholders and investors, and regularly holds meetings with representatives of the Italian and international financial community.

At the end of the financial year, S3D.MI stock was priced at Euro 3.38, marking growth of 77.0%.

The average closing price for the financial year was Euro 3.76, reaching a **peak** of Euro 6.42 on 30/03/2023, and a **low** of Euro 1.86 on 15/02/2023.

Average daily volumes of traded shares in the period were approximately 85 thousand. Specifically, the traded share **peak** was recorded on 22/02/2023 (836,550 shares).

15. General economic overview

Globally, 2023 was a year of major **geopolitical, macroeconomic and energy changes**.

Monetary tightening by central banks of major countries, together with a drop-off in energy costs, led to a sharp decline in inflation, but also to a slow-down in demand, causing the global economy to be sluggish.

In Europe, the economy was largely affected by attention to **inflation**, and related **monetary policies** to control **interest rates**.

Over the last two years, in light of inflationary shocks brought on by bottlenecks in global production chains and rises in energy prices, the ECB's monetary policy has gone from an expansionary outlook to a clearly restrictive one. At the moment, disinflation seems to be at an advanced stage, and a reversal in the direction of monetary policy seems to be on the horizon, even though it is not clear when or how.

Economic activities in the Euro Area have continued to stagnate over the last five quarters, affected by the weakness of both foreign and domestic demand, and with the majority of industrial sectors in recession.

In the United States, however, where domestic demand and production grew at a sustained pace, both GDP and consumption are back in line with or above the long-term pre-pandemic growth trend.

Finally, **in Italy**, in 2023, attention was paid to the indicators of the BTP-Bund spread, the sovereign rating and public spending review policies, with respect to the national recovery plans supported by the European Union.

16. Financial Highlights / Operating Performance

Financial Highlights / Operating Performance	2023	2022
Revenues from sales	61,980,281	57,748,271
Value of production	66,561,597	60,763,402
EBITDA	3,398,790	4,019,663
EBITDA % (on VoP)	5.1%	6.6%
Net Financial Position	15,361,474	12,251,201
Shareholders' Equity	11,980,541	8,444,891

17. Financial Statements

RECLASSIFIED CONSOLIDATED INCOME STATEMENT

Income Statement (in Euro)	2023	2022	2023 % (*)	2022 % (*)
Revenues from sales	61.980.281	57.748.271	93,1%	95,0%
Change in inventories of work-in-progress, semi-finished and finished products	308.443	(16.403)	0,5%	0,0%
Increase in internal work capitalized	2.112.293	1.755.881	3,2%	2,9%
Other revenues and income	2.160.581	1.275.653	3,2%	2,1%
Value of production	66.561.597	60.763.402	100,0%	100,0%
Costs of raw materials, supplies and goods net of changes Invento	(38.898.720)	(36.066.637)	-58,4%	-59,4%
Service costs	(8.907.434)	(8.051.313)	-13,4%	-13,3%
Rent, lease and similar costs	(2.130.516)	(1.454.061)	-3,2%	-2,4%
Personnel expense	(12.202.070)	(10.196.661)	-18,3%	-16,8%
Other operating expenses	(1.024.068)	(975.066)	-1,5%	-1,6%
EBITDA	3.398.790	4.019.663	5,1%	6,6%
Extraordinary income	(206.555)	(256.839)	-0,3%	-0,4%
Extraordinary charges	175.197	333.907	0,3%	0,5%
Adjusted EBITDA	3.367.433	4.096.731	5,1%	6,7%
Amortisation, depreciation, and write-downs	(3.667.675)	(2.142.686)	-5,5%	-3,5%
Provisions	(311.846)	(475.585)	-0,5%	-0,8%
EBIT	(580.731)	1.401.392	-0,9%	2,3%
Financial result	(858.372)	(824.701)	-1,3%	-1,4%
EBT	(1.439.103)	576.691	-2,2%	0,9%
Income taxes	(437.105)	(462.077)	-0,7%	-0,8%
Profit/(loss) for the year	(1.876.208)	114.614	-2,8%	0,2%
Group Net Profit/(loss)	(1.630.022)	104.396	-2,4%	0,2%
Minority interest result	(246.186)	10.218	-0,4%	0,0%

(*) Margin on the Value of Production

Note:

EBITDA indicates the operating result before income taxes, financial income and expenses, amortization and depreciation and provisions for risks and charges. EBITDA is not indicated as an accounting measure under Italian GAAP and therefore should not be considered as an alternative measure to assess the company operating performance. As the composition of EBITDA is not regulated by the applicable accounting standards, the criterion used by the company for its calculation may not be uniform with that adopted by other companies and/or groups and therefore may not be comparable.

Adjusted EBITDA indicates the operating result before income taxes, financial income and expenses, amortization and depreciation, the write-down of receivables, provisions for risks and charges, realized gains and losses, provisions for inventory write-downs, and other extraordinary income and expenses such as leaving incentives, fines and penalties, indemnities and compensation. Adjusted EBITDA is not indicated as an accounting measure under Italian GAAP and therefore should not be considered as an alternative measure to assess the company operating performance. As the composition of Adjusted EBITDA is not regulated by the applicable accounting standards, the criterion used by the company for its calculation may not be uniform with that adopted by other companies and/or groups and therefore may not be comparable.

EBIT indicates the result before income taxes and financial income and expenses. EBIT therefore represents the operating result before the remuneration of both debt and equity capital. EBIT is not indicated as an accounting measure under Italian GAAP and therefore should not be considered as an alternative measure to assess the company operating performance. As the composition of EBIT is not regulated by the applicable accounting standards, the criterion used by the company for its calculation may not be uniform with that adopted by other companies and/or groups and therefore may not be comparable.

RECLASSIFIED CONSOLIDATED BALANCE SHEET

Balance Sheet (in Euro)	31.12.2023	31.12.2022
Intangible assets	16.181.535	11.414.086
Property, plant and equipment	10.620.100	9.352.531
Financial assets	1.089.285	1.175.076
Net Fixed Assets	27.890.921	21.941.693
Inventories	4.219.526	2.619.249
Trade receivables	23.953.752	18.718.061
Trade payables	(18.150.673)	(12.519.021)
Commercial working capital	10.022.605	8.818.289
Other current assets	3.610.694	3.526.083
Other current liabilities	(10.235.612)	(8.133.889)
Tax receivables and payables	268.305	(1.114.562)
Net accruals and deferrals	309.594	(161.298)
Net working capital	3.975.585	2.934.623
Provisions for risks and charges	(1.315.545)	(1.354.449)
Post-employment benefits	(2.764.396)	(2.620.936)
Net capital employed (uses)	27.786.565	20.900.932
Current portion of non-current financial debt	3.891.899	2.759.079
Current financial payables	7.228.557	5.461.163
Non-current financial payables	7.184.630	7.910.503
Total bank and financial payables	18.305.086	16.130.745
Other current financial assets	(197.562)	(589.504)
Cash	(2.746.051)	(3.290.041)
Net Financial Debt	15.361.474	12.251.201
Share capital	1.553.375	1.165.700
Reserves	12.057.189	7.174.795
Profit for the year	(1.630.022)	104.396
Shareholders' equity (Own funds)	11.980.541	8.444.891
Minority interest capital & reserves	690.736	194.622
Minority interest result	(246.186)	10.218
Total sources	27.786.565	20.900.932

Note:

Net Working Capital is calculated as the sum of inventories, trade receivables, trade payables, other current assets, other current liabilities, tax receivables and payables, and net accruals and deferrals. Net Working Capital is not identified as an accounting measure by the applicable accounting standards. The criteria applied by the Company may not be uniform with those adopted by other companies, and therefore the values may not be comparable with those determined by the latter.

Net Capital Employed is calculated as Net Working Capital, Net Fixed Assets and Non-current Liabilities (provision for risks and charges and post-employment benefits). Capital employed is not identified as an accounting measure by the applicable accounting standards. The criteria applied by the Company may not be uniform with those adopted by other companies, and therefore the values may not be comparable with those determined by the latter.

CONSOLIDATED NET FINANCIAL DEBT

Net Financial Debt (in Euro)	31.12.2023	31.12.2022
A. Liquidity	(2.746.051)	(3.290.041)
B. Cash equivalents	-	-
C. Other current assets	(197.562)	(589.504)
D. Cash and cash equivalents (A) + (B) + (C)	(2.943.612)	(3.879.544)
E. Current financial debt	7.228.557	5.461.163
F. Current portion of non-current financial debt	3.891.899	2.759.079
G. Current financial debt (E)+(F)	11.120.456	8.220.242
H. Net current financial debt (G)-(D)	8.176.844	4.340.698
I. Non-current financial debt	7.184.630	7.910.503
J. Debt instruments	-	-
K. Trade payables and other non-current payables	-	-
L. Non-current financial debt (I) + (J) + (K)	7.184.630	7.910.503
M. Total financial debt (H) + (L)	15.361.474	12.251.201

Notes:

The **Net Financial Debt** is calculated as the sum of cash and cash equivalents, non-current financial liabilities, and was determined in accordance with the "Guidance on Disclosure Requirements under the Prospectus Regulation" (ESMA32-382-1138) published by ESMA (European Securities and Markets Authority).

CONSOLIDATED CASH FLOW

Cash Flow (in Euro)	31.12.2023	31.12.2022
EBITDA	3.398.790	4.019.663
Δ Inventories	(1.600.277)	105.844
Δ Trade receivables	(5.235.691)	(464.099)
Δ Trade payables	5.631.652	99.194
Δ Operating working capital	(1.204.316)	(259.061)
Δ Other current assets	(84.610)	(484.542)
Δ Other current liabilities	2.101.723	750.742
Δ Tax receivables and payables	(1.382.867)	191.091
Δ Net accruals and deferrals	(470.892)	(635.452)
Δ Net Working Capital	(1.040.962)	(437.222)
Δ Provisions for risks and charges	(350.749)	(304.771)
Δ Post-employment benefits	143.460	142.875
Operating Cash Flow	2.150.538	3.420.545
Capex	(9.702.694)	(12.226.252)
Δ Financial fixed assets	85.791	6.613.694
Income Taxes	(437.105)	(462.077)
Free Cash Flow	(7.903.470)	(2.654.090)
Financial result	(858.372)	(824.701)
Δ Current portion of non-current financial debt	1.132.820	1.354.047
Δ Current financial payables	1.767.394	(6.431.075)
Δ Non-current financial payables	(725.872)	2.607.265
Δ Other current financial assets	391.942	(287.439)
Δ Equity	5.651.568	6.537.408
Net Cash Flow	(543.990)	301.416
Net Cash	2.746.051	3.290.041

18. Key performance indicators

Ratios	Calculation parameters	31.12.2023	31.12.2022
ROE	Net result / Own funds*	-14.81%	1.33%
ROI	EBITDA / Net capital employed	12.23%	19.23%
ROS	EBITDA / Revenues	5.48%	6.96%
Primary structure margin	Own funds - Net fixed assets	-15,910,380	-13,496,802
Primary structure ratio	Own funds / Net fixed assets	0.43	0.38
Secondary structure margin	Own funds + m/l-term liabilities - Fixed assets	-8,035,014	-5,391,677
Secondary structure ratio	Own funds + m/l-term liabilities / Fixed assets	0.71	0.75
Primary liquidity	On demand liquidity - Current liabilities	-4,482,506	-2,171,122
Secondary liquidity	On demand liquidity + Deferred liquidity - Current liabilities	-4,284,944	-1,581,618
Gearing ratio	Net financial debt / Own funds	1.21	1.42
Leverage	Net financial debt / EBITDA	4.52	3.05

*Own funds = sum of Group shareholders' equity and minority shareholders' equity

19. Human Resources

The Group and the companies belonging to it have long undertaken all necessary steps to protect the labor and the workplace, in accordance with relevant legislation. In 2023, the Group had an average number of 223 employees, of which three executive managers, 27 line managers, 175 office workers, two manual workers, and 16 apprentices. We note that, over the course of 2023, no workplace injuries were recorded involving employees for which corporate responsibility was ascertained. In 2023, no charges were applied to any Group company regarding work-related ill health involving employees.

In order to approve measures for the Whistleblowing Regulation, Legislative Decree No. 24 of 10/03/2023, the Board of SOLIDWORLD GROUP, as a company subject to the regulation, having employed an average number of employees between 50 and 249 in the last year, met, on 14/12/2023, the Board of ENERGY GROUP Srl, which, despite having had an average of fewer than 50 employees, is also subject to the regulation, as it has adopted an Organization and Management Model as envisaged by Legislative Decree No. 231/2001. The measures included the activation of an internal reporting channel, the application of procedures for receiving and managing reports, as per regulated policy, and the identification of a Supervisory Board, which ENERGY GROUP Srl is obliged to have as it has adopted a 231 Model. In this regard, both companies have a specific reporting platform and voice messaging channel. ENERGY GROUP Srl also has an ordinary mail channel, and, as required by Legislative Decree No. 231/2001, has a Supervisory Board to which reports can be addressed.

20. Risks and uncertainties

The Group and its individual companies all have an internal control system, consisting of a set of rules, procedures and organizational structures to guarantee proper management, with an adequate process for the identification, management and monitoring of the main risks that might threaten the achievement of corporate objectives.

This section describes the risk and uncertainty factors that relate to the economic and market conditions that may affect the performance of the Group companies. Specific risks that may lead the Group to have obligations are instead subject to evaluation when determining related provisions, and are mentioned in the notes to the consolidated financial statements, together with the relevant potential liabilities.

The main business risks to which the Parent Company and the individual Group companies are exposed are identifiable as follows:

External risks

Risks associated with economic conditions and the sector

The technology market - and particularly the software market - is dependent on the performances of the industrialized countries where demand for high-tech products is highest. Economic uncertainty at a national or international level - caused by such factors as the prolongation of the Russia-Ukraine conflict, and the expected slowdown of developed economies in the wake of restrictive monetary policies applied by central banks - may have a negative effect on demand for the products marketed by the Company, with consequent negative impacts on its performance, equity and financial situation.

Risks associated with the rapid evolution of technologies and client and customer needs

The sector in which the Group operates features rapid and far-reaching technological changes and a constant evolution of expertise and skills. Furthermore, expanding client and customer needs demand constant investments for an increasingly efficient sales network and range of compatible distributed programs.

Therefore, any drop in the propensity of clients and customers to spend on the new technologies offered is likely to expose Group companies to the risk of not adequately making returns on the investments made.

Competition risks

The market for specialized industry software (e.g. CAD, CAM, CAE and PLM software) is highly competitive, and some competitors may try to expand their market share to the detriment of Group companies. Moreover, increased competition levels and the possible entry into the Group's sectors of new parties with human resources and financial and technological capabilities that can offer more competitive prices could affect Group companies' activities and the ability to consolidate or expand its competitive position in the sectors in question, with consequent repercussions on the Group company activities and their economic and financial situation.

Technological intellectual property risks

The Group companies operate as resellers. Nonetheless, by registering them in the Special Public Register of Computer Programs of the with the Italian Authors' and Publishers' Society, SIAE, the Parent Company has taken steps to protect the programs produced internally, which are designed to improve the effectiveness of marketed products for the various specific sectors and production processes.

However, despite the legal protections of such registrations, it cannot be guaranteed that other sector operators will not be able to independently develop or duplicate the IT products created by our Company.

Internal Risks

Risks connected to the employment of key personnel

The success of the Group strongly depends on the ability of several key figures who have contributed significantly to its growth, such as its executive directors and other members of the management team with many years of experience in the sector behind them. The loss of the services of one of the above key personnel without adequate replacement may therefore have negative effects on the prospects, activities and economic and financial results of the individual companies.

The business of Group companies also strongly depends on the extremely high technical skills of their personnel. Therefore, future successes depend on the continuity of the roles performed by specialist technicians and employees and on the ability to attract and retain highly qualified personnel.

In the industrial software sector, covering CAD, CAM, CAE and PLM applications, personnel costs represent a critical factor in the development of business. Any difficulties Group companies have in managing personnel might produce negative effects for business, financial conditions, and operating results.

Supplier risks

The Group generates the majority of its revenues as the official reseller of products of SOLIDWORKS CORP (a US company specialized in 3D CAD solutions, and belonging to Dassault Systèmes Group) and STRATASYS Inc. (a US company specialized in 3D printers).

Any loss of the related contracts, therefore, would negatively impact the future business, performance, equity and financial situation of the Group. However, the management believes that there are currently no factors that would make this event probable.

Financial Risks

Credit risk

The Group companies mainly have large and diversified portfolios of clients and customers, with proven stability and solvency, which is why credit losses has always been insignificant. The Group therefore is not exposed to significant customer solvency risks. For commercial purposes, specific policies are applied to monitor credit collection times, which, as already highlighted regarding operational risks, could be subject to delays, including for significant amounts.

Liquidity risk

Liquidity risk describes the difficulty raising funds to meet commitments. The ability to generate positive cash flows reduces the risk of any inability to have adequate financial resources for the commitments and needs arising from the Group's operations. The cash flows, funding requirements and liquidity of Group companies are constantly monitored so as to ensure the effective and efficient management of Group financial resources.

It cannot be ruled out, should the situation of marked market uncertainty continue, should there be a prolongation of collection times or significant credit losses, or should there be unexpected and significant reductions in credit lines, that there could be a risk of a reduction in liquidity, with a consequent need to resort to external financial sources.

Currency and interest rate risk

Exposure to interest rate risk stems from the necessity to finance operating and/or investing activities, in addition to investing the liquidity held.

The Group has financial resources mainly in the form of bank advances on trade credits, bank overdraft facilities and unsecured mortgages with a maturity of more than 18 months. Changes in market interest rates may influence returns on loans and financing, impacting trends in financial income and expenses.

The Group currently operates almost entirely in the Euro Area, and is therefore not subject to exchange rate risks. As per Group policy, derivative financial instruments are solely used for risk hedging purposes.

Other risks

Finally, as significant information on the risks of contingencies at the date of preparation of the Group consolidated financial statements, we note that, in 2023, the Tax Agency notified the Parent Company of claims for the recovery of the Research and Development tax credit as per Article 1, Paragraph 35, of Law No. 190 of 23/12/2014, for the tax periods 2015-2017, through which it challenged the Company regarding the relevant legislation for the eligibility of the costs incurred for such purposes and the experimental nature of the activities carried out, and therefore for undue use of the tax credit for a total of Euro 459,864.55, plus penalties and interest.

The Company promptly appealed these tax recovery claims before the competent 1st Degree Tax Court of Bologna, which ordered the precautionary suspension of the collection.

Taking into account the interpretative technical uncertainties of the tax credit in relation to software, while believing that the research and development activities were carried out in full compliance with the relevant legislation, in order to avoid a probable long dispute with the Tax Agency, exposing the Company to significant defense costs in the face of an uncertain appeal outcome, the Company availed itself of the provision referred to in Paragraphs 5 to 7 of Article 5 of Legislative Decree 146/2021, as amended by Legislative Decree 144/022 (the "Aiuti Ter", or "Third Aid", Decree), and subsequent amendments, which allows for the "spontaneous repayment", by December 16, 2024, of the disputed Research and Development tax credits, without the application of penalties or interest, upon submission of the relevant application to the Tax Agency on April 15, 2024. The amounts due have already been allocated in the Consolidated Financial Statements to the tax risk fund.

21. Treasury shares

The Shareholders' Meeting of Solid World Group S.p.A. on April 27, 2023 resolved to launch the treasury share buyback plan, pursuant to Articles 2357 and 2357-ter of the Civil Code.

The authorization permits the Board of Directors to carry out repeated purchase and sales transactions (or other utilization transactions) of treasury shares on a revolving basis, also for fractions of the maximum authorized quantity. It was granted for a period of 18 months from today's resolution to allow the purchase of treasury shares up to a maximum number that, taking into account the Company's treasury shares from time to time in its portfolio, does not exceed a total of 10% of the Company's total share capital at any time.

There is no time limit on the authorization to dispose of and/or utilize any treasury shares purchased. The share purchase price shall be set on a case-by-case basis, considering the method chosen for carrying out the transaction and in compliance with any requirements under the regulations in force, but, in any case, without prejudice to the fact that the unit price may not be 20% higher or lower than the official stock market price of the shares recorded by Borsa Italiana S.p.A. in the session preceding each individual transaction, and in any case for a maximum countervalue at any time of a total of Euro 500,000. Purchases of treasury shares are made through Integrae SIM S.p.A. as the intermediary appointed by Solid World Group S.p.A. to carry out this activity, in compliance with the relative legal and regulatory provisions, as well as with the terms, methods and conditions set forth in the authorization granted by the Shareholders' Meeting of Solid World Group S.p.A.

For the details and purposes of the buyback plan, please refer to the press release of April 27, 2023, available at www.solidworld.it > "investors" area > "SDIR Press Releases".

Solid World Group S.p.A. currently owns 119,425 treasury shares, with a total value of Euro 433,577.67, corresponding to 0.764% of the share capital. The subsidiaries of Solid World Group S.p.A. do not hold treasury shares.

22. Significant Events in the year

January 27, 2023: SolidWorld Group completes reverse merger of SolidFactory S.r.l. into ABM Work S.r.l.

February 16, 2023: SolidWorld Group starts production of Electrospider, the 3D bioprinter that replicates human tissue, with an initial capacity of 12 printers worth Euro 500,000 each

March 14, 2023: SolidWorld Group signs merger by incorporation deed of the subsidiary SolidEngineering S.r.l. into the parent company SolidWorld Group S.p.A.

May 10, 2023: SolidWorld Group Board of Directors launches treasury share purchase program

June 7, 2023: SolidWorld Group collaborates with Marotta S.r.l. and Vecton Technologies in the development of Europe's first hypersonic civil transport aircraft prototype

June 15, 2023: SolidWorld Group receives orders of Euro 1.2 million for 3D printer that makes fabric

July 17, 2023: SolidFactory acquires business unit from Formula E to enter global photovoltaic market

July 27, 2023: SolidWorld Group signs a framework agreement with B.F. Supplies to acquire the business unit involved in the resale of Solidworks 3D CAD software

September 4, 2023: SolidWorld Group signs five-year bioprinter distribution agreement with Orion Bostars LLC

October 27, 2023: First 3D bioprinter enters clinical laboratories

October 31, 2023: SolidWorld Group initiates and successfully concludes placement of 649,275 shares through an Accelerated Bookbuilding aimed at Italian and overseas institutional investors

November 22, 2023: Electrospider 3D bioprinter arrives in the U.S

November 28, 2023: SolidWorld Group incorporates proprietary AI into biomedical 3D printing

December 22, 2023: SolidWorld Group resolves a capital increase of Euro 755,000 aimed at strengthening leadership in the digital and 3D worlds

23. Subsequent events to year-end

January 9, 2024: SolidWorld Group announces first 2024 Electrospider bioprinter order from Switzerland. Worldwide deployment of the first three-dimensional personalized regenerative medicine platform continues

January 15, 2024: SolidWorld Group secures multimillion-dollar international order in photovoltaics

February 26, 2024: SolidWorld Group launches an Accelerated Bookbuilding reserved for qualifying/institutional investors

February 27, 2024: Solidworld Group successfully concludes placement of 589,125 shares through an Accelerated Bookbuilding aimed at Italian and overseas institutional and professional investors

February 28, 2024 SolidWorld Group secures major order to supply 3D software

March 4, 2024: SolidWorld Group announces Incentive Plan for certain Group company employees

April 3, 2024: SolidWorld Group reports solar backlog of Euro 5 million at 31.03.2024

May 7, 2024: SolidWorld Group announces the signing of a binding agreement to acquire 100% of Due Pi Greco S.r.l.

May 13, 2024: SolidWorld Group announces closure of treasury share purchase plan

May 15, 2024: SolidWorld Group provides its AI Leatherworks software to one of France's leading luxury brands

May 22, 2024: SolidWorld Group has filed, through its subsidiary Bio3DPrinting, the patent for the first operational customized "Electrospider" head

May 28, 2024: As of 31/12, a number of covenants were disapplied as per the agreements signed with Riello Investment Partners SGR S.p.A.. For further information, please refer to the "Bond Payables" section in the notes to the financial statements.

24. Outlook

The year **2023** was a year of development and metamorphosis for SolidWorld.

The capital strengthening through the equity raised was focused on the inclusion of two new pillars of the business - **solar and biomedical** - and toward the **internationalization** of the Group. This is highlighted by the orders received from North America for SolidFactory and Electros spider.

This major shift in the nature of the Group has led in the immediate term to the accounting of some significant costs, whose related benefits will contribute to the Group's results more concretely from 2024 onwards (in particular Valore BF, which has contributed approximately one thousand customers to the SolidWorld scope).

We will continue our efforts in 2024 to boost the company's reach both in Italy and overseas.


The company forecasts a significant increase in SolidFactory business from 2024, both in terms of the development of the global photovoltaic market and the drive provided by the Industry 5.0 decree in Italy. The biomedical division is also forecast to grow, while the industrial business shall continue to transfer customers to the SaaS model for smart factory software services.

Treviso, May 28, 2024

On behalf of the Board of Directors

The Chairperson

ROBERTO RIZZO

A handwritten signature in black ink, appearing to read 'Roberto Rizzo', with a long horizontal stroke extending to the right.

General company information

General Details

Company: SOLID WORLD GROUP S.p.A.
Registered office: VIA REGINATO 87 TREVISO TV
Share capital: 1,562,874.70
Share capital fully paid-in: yes
Chamber of Commerce Code: TV
VAT No.: 04132150964
Tax No.: 04132150964
Economic & Admin. Register No. 303132
Legal form: JOINT-STOCK COMPANY
Sector of principal activity (ATECO): 620909
Company in liquidation: no
Single shareholder company: no
Company subject to outside direction and control: no
Name of the company or entity which exercises direction and control:
Belonging to a group: yes
Name of the parent company: SOLID WORLD GROUP S.p.A.
Location of the parent company: ITALY
Cooperative registration number:

Financial Statements at 31/12/2023

Consolidated Balance Sheet

	31/12/2023	31/12/2022
Assets		
B) Fixed assets		
I - Intangible assets	-	-
1) start-up and expansion costs	1,553,821	1,125,816
2) development costs	241,017	279,966
3) industrial patent rights and intellectual property rights	8,695,370	4,748,262
4) concessions, licences, trademarks & similar rights	382,712	744,087

	31/12/2023	31/12/2022
5) goodwill	4,233,829	1,298,060
6) assets in progress and advances	361,190	2,536,197
7) others	713,596	681,698
<i>Total intangible assets</i>	<i>16,181,535</i>	<i>11,414,086</i>
II – Property, plant & equipment	-	-
1) land and buildings	1,057,848	1,035,216
2) plant and machinery	715,364	663,098
3) industrial and commercial equipment	8,970	9,150
4) other assets	569,839	479,199
5) assets in progress and advances	8,268,080	7,165,868
<i>Total property, plant and equipment</i>	<i>10,620,101</i>	<i>9,352,531</i>
III - Financial fixed assets	-	-
1) investments in	-	-
a) subsidiaries	583,500	108,500
b) associates	19,700	19,700
d-bis) other companies	28,346	650,832
<i>Total investments</i>	<i>631,546</i>	<i>779,032</i>
2) receivables	-	-
a) subsidiaries	55,000	-
due within one year	55,000	-
b) associates	15,000	15,000
due within one year	15,000	15,000
d-bis) others	386,008	378,333
due within one year	-	378,333
due beyond one year	386,008	-
<i>Total receivables</i>	<i>456,008</i>	<i>393,333</i>
4) derivative financial instruments - assets	1,731	2,710
<i>Total financial assets</i>	<i>1,089,285</i>	<i>1,175,075</i>
<i>Total fixed assets (B)</i>	<i>27,890,921</i>	<i>21,941,692</i>
C) Current assets		
I – Inventories	-	-
1) raw materials, supplies and consumables	30,498	61,614
3) contracted work in progress	686,833	53,359
4) finished products and goods	3,502,195	2,504,276
<i>Total inventories</i>	<i>4,219,526</i>	<i>2,619,249</i>

	31/12/2023	31/12/2022
II - Receivables	-	-
1) trade receivables	23,892,929	18,700,145
due within one year	23,891,544	18,688,405
due beyond one year	1,385	11,740
2) subsidiaries	60,823	-
due within one year	60,823	-
5) companies subject to control of parent companies	-	17,916
due within one year	-	17,916
5-bis) tax receivables	1,212,225	596,038
due within one year	1,212,225	596,038
5-ter) deferred tax assets	496,592	210,900
5-quater) others	3,796,355	4,115,587
due within one year	3,796,355	4,115,587
<i>Total receivables</i>	<i>29,458,924</i>	<i>23,640,586</i>
III - Current financial assets	-	-
6) other securities	11,900	-
<i>Total current financial assets</i>	<i>11,900</i>	<i>-</i>
IV - Cash and cash equivalents	-	-
1) bank and postal deposits	2,744,203	3,288,297
3) cash at hand and in bank	1,848	1,744
<i>Total cash and cash equivalents</i>	<i>2,746,051</i>	<i>3,290,041</i>
<i>Total current assets (C)</i>	<i>36,436,401</i>	<i>29,549,876</i>
D) Prepayments and accrued income	1,644,914	1,456,399
<i>Total assets</i>	<i>65,972,236</i>	<i>52,947,967</i>
Liabilities		
A) Shareholders' Equity	12,425,091	8,649,730
I - Share Capital	1,553,375	1,165,700
II - Share premium reserve	11,505,172	6,337,700
IV - Legal reserve	9,772	-
VI - Other reserves, indicated separately	-	-
Consolidation reserve	1,088,598	1,088,598
Translation reserve	(3,039)	800
Other reserves	(3)	(4)
<i>Total other reserves</i>	<i>1,085,556</i>	<i>1,089,394</i>
VIII - Retained earnings/(acc. loss)	(233,363)	(252,300)

	31/12/2023	31/12/2022
IX - Net profit (loss) for the year	(1,630,022)	104,396
X - Negative reserve for treasury shares in portfolio	(309,949)	-
Total group shareholders' equity	11,980,541	8,444,890
Minority interest shareholders' equity	-	-
Minority interest capital and reserves	690,736	194,622
Minority interest net profit (loss)	(246,186)	10,218
<i>Total shareholders' equity</i>	<i>444,550</i>	<i>204,840</i>
Total consolidated shareholders' equity	12,425,091	8,649,730
Total shareholders' equity	11,980,541	8,444,890
B) Provisions for risks and charges		
1) provisions for pension and similar	264,663	254,580
2) taxation, including deferred taxes	488,190	538,598
4) others	562,692	561,271
<i>Total provisions for risks and charges</i>	<i>1,315,545</i>	<i>1,354,449</i>
C) Post-employment benefits	2,764,396	2,620,936
D) Payables		
1) bonds	4,732,460	4,595,069
due within one year	1,111,806	95,105
due beyond one year	3,620,654	4,499,964
3) shareholder loans	1,065,189	-
due within one year	1,065,189	-
4) bank payables	8,991,015	7,478,595
due within one year	6,468,571	4,334,714
due beyond one year	2,522,444	3,143,881
5) payables to other lenders	155,637	235,577
due within one year	70,406	85,586
due beyond one year	85,231	149,991
6) advances	1,929,722	1,058,437
due within one year	1,929,722	1,058,437
7) payables to suppliers	19,284,334	13,767,438
due within one year	19,284,334	13,767,438
9) payables to subsidiaries	69	-
due within one year	69	-
11-bis) payables to companies subject to control of parent companies	6,243	-
due within one year	6,243	-

	31/12/2023	31/12/2022
12) tax payables	3,661,325	4,494,587
due within one year	2,705,024	4,377,920
due beyond one year	956,301	116,667
13) payables to social security institutions	598,016	415,540
due within one year	598,016	403,208
due beyond one year	-	12,332
14) other payables	7,707,874	6,659,912
due within one year	7,702,099	6,659,912
due beyond one year	5,775	-
<i>Total payables</i>	<i>48,131,884</i>	<i>38,705,155</i>
E) Accrued liabilities and deferred income	1,335,320	1,617,697
<i>Total liabilities</i>	<i>65,972,236</i>	<i>52,947,967</i>

Consolidated Income Statement

	2023	2022
A) Value of production		
1) revenues from sales and services	61,980,281	57,748,271
2) change in inventories of work-in-progress, semi-finished and finished products	(23,455)	(16,403)
3) changes in contract work in progress	331,897	-
4) increase in internal work capitalised	2,112,293	1,755,881
5) other revenues and income	-	-
other	2,160,581	1,275,652
<i>Total other revenues and income</i>	<i>2,160,581</i>	<i>1,275,652</i>
<i>Total value of production</i>	<i>66,561,597</i>	<i>60,763,401</i>
B) Costs of production		
6) raw materials, ancillary, consumables and goods	39,187,427	35,917,481
7) services	8,907,434	8,051,313
8) rent, leases and similar costs	2,130,516	1,454,061
9) personnel	-	-
a) salaries and wages	8,876,910	7,356,578
b) social security charges	2,640,976	2,032,237
c) post-employment benefits	638,472	709,790
e) other costs	45,712	98,056

	2023	2022
<i>Total personnel expense</i>	12,202,070	10,196,661
10) amortisation, depreciation and write-downs	-	-
a) amortisation	3,238,438	1,776,612
b) depreciation	376,576	304,290
d) doubtful debt provision	52,661	61,783
<i>Total amortisation, depreciation and write-downs</i>	3,667,675	2,142,685
11) changes in inventories of raw materials, supplies, consumables and goods	(288,708)	149,157
12) provisions for risks	-	406,747
13) other provisions	311,846	68,838
14) other operating costs	1,024,068	975,067
<i>Total costs of production</i>	67,142,328	59,362,010
Difference between value and costs of production (A - B)	(580,731)	1,401,391
C) Financial income and expense		
15) investment income	-	-
other	40,863	255
<i>Total income from equity investments</i>	40,863	255
16) Other financial income	-	-
d) income other than above	-	-
other	214,695	8,400
<i>Total income other than above</i>	214,695	8,400
<i>Total other financial income</i>	214,695	8,400
17) interest and other financial expense	-	-
companies subject to control of parent companies	-	1,458
other	1,119,949	906,636
<i>Total interest and other financial expenses</i>	1,119,949	908,094
17 bis) exchange gains and losses	6,998	(42,364)
<i>Total financial income and charges (15+16-17+-17-bis)</i>	<i>(857,393)</i>	<i>(941,803)</i>
D) Adjustments to financial assets and liabilities		
18) revaluations	-	-
a) of equity investments	-	117,829
d) of derivative financial instruments	-	253
<i>Total revaluations</i>	-	118,082
19) write-downs	-	-
d) of derivative financial instruments	979	979
<i>Total write-downs</i>	979	979

	2023	2022
<i>Total adjustment to financial assets and liabilities (18-19)</i>	<i>(979)</i>	<i>117,103</i>
Result before taxes (A-B+-C+-D)	(1,439,103)	576,691
20) Current and deferred taxes		
current taxes	745,125	459,014
deferred tax income & charges	(137,476)	3,063
income (charges) from the tax consolidation / fiscal transparency	170,544	-
<i>Total current taxes and deferred tax income/charges</i>	<i>437,105</i>	<i>462,077</i>
21) Profit/(loss) for the year	(1,876,208)	114,614
Group net result	(1,630,022)	104,396
Minority interest result	(246,186)	10,218

Consolidated Cash Flow Statement (indirect method)

	Amount at 31/12/2023	Amount at 31/12/2022
A) Cash flow from operating activities (indirect method)		
Net profit/(loss)	(1,876,208)	114,614
Income taxes	437,105	462,077
Interest charges/(income)	857,393	941,803
(Gains)/losses on sale of assets	(21,337)	
<i>1) Profit/(loss) for the year before taxes, interest, dividends and gains/losses from disposals</i>	<i>(603,047)</i>	<i>1,518,494</i>
Non-cash adjustments not impacting working capital		
Provisions	960,402	1,230,619
Amortisation & depreciation	3,615,014	2,080,903
Adjustments to non-cash financial instrument assets and liabilities	(979)	184,476
Other non-cash increases/(decreases)	690,819	
<i>Total non-cash adjustments not impacting working capital</i>	<i>5,265,256</i>	<i>3,495,998</i>
<i>2) Cash flow before changes in net working capital</i>	<i>4,662,209</i>	<i>5,014,492</i>
Change in net working capital		
Decrease/(Increase) in inventories	(1,600,277)	105,844
Decrease/(Increase) in trade receivables	(5,235,691)	(460,451)
Increase/(Decrease) in trade payables	5,523,208	776,143
Decrease/(Increase) in prepayments and accrued income	(188,515)	316,557
Increase/(Decrease) in accrued liabilities and deferred income	(282,377)	(952,009)
Other Decreases/(Other Increases) in working capital	677,570	(4,349,645)
<i>Total changes in net working capital</i>	<i>(1,106,082)</i>	<i>(4,563,561)</i>
<i>3) Cash flow after working capital changes</i>	<i>3,556,127</i>	<i>450,931</i>
Other adjustments		
Interest received/(paid)	(857,393)	(941,803)
(Income taxes paid)	(428,863)	(485,541)
(Utilisation of provisions)	(855,846)	(889,751)
Total other adjustments	(2,142,102)	(2,317,095)
Cash flow from operating activities (A)	1,414,025	(1,866,164)
B) Cash flow from investing activities		
Property, plant and equipment		
(Investments)	(1,981,473)	(644,963)
Disposals	337,328	53,157
Intangible assets		

	Amount at 31/12/2023	Amount at 31/12/2022
(Investments)	(8,005,888)	(4,430,565)
Disposals		69,903
Financial assets		
(Investments)	(62,675)	(320,283)
Disposals	147,486	
Current financial assets		
(Investments)	(11,900)	
Cash flow from investing activities (B)	(9,577,122)	(5,272,751)
C) Cash flow from financing activities		
Minority interest funds		
Increase/(Decrease) in short-term bank payables	2,216,396	4,626,825
New loans	1,725,189	
(Repayment of loans)	(1,306,524)	(3,260,894)
Own funds		
Paid-in share capital increase	5,293,995	6,074,400
Sale/(purchase) of treasury shares	(309,949)	
Cash flow from financing activities (C)	7,619,107	7,440,331
Increase (decrease) in cash and cash equivalents (A ± B ± C)	(543,990)	301,416
Cash and cash equivalents at the beginning of the year		
Bank and postal deposits	3,288,297	2,984,929
Cash in hand and similar	1,744	3,696
Total opening cash and cash equivalents	3,290,041	2,988,625
Cash and cash equivalents at the end of the year		
Bank and postal deposits	2,744,203	3,288,297
Cash in hand and similar	1,848	1,744
Total closing cash and cash equivalents	2,746,051	3,290,041
Balancing difference		

SOLID WORLD GROUP S.p.A.
Via Reginato 87
TREVISO (TV)
Share Capital: Euro 1,562,874.70 fully paid-in
Treviso Economic & Administrative Index No.: 303.132
Treviso Tax and Companies Registration Office No.: 04132150964

EXPLANATORY NOTES
TO THE CONSOLIDATED FINANCIAL STATEMENTS
AT DECEMBER 31, 2023

* * * * *

Structure and content of the financial statements

The consolidated financial statements at December 31, 2023 of Solid World Group S.p.A. (the "Parent Company"), consisting of the balance sheet, income statement, cash flow statement and notes to the financial statements, have been prepared in accordance with Legislative Decree No. 127/91, and Italian GAAP published by the Italian Accounting Organization (OIC), incorporating the changes introduced by Legislative Decree No. 139/2015, which supplemented and amended the Civil Code in relation to the layout, accounting policies and the content of the notes to the financial statements and Directors' Report.

The reporting date of the consolidated financial statements coincides with the end of the Parent Company's financial year.

The Group's balance sheet and financial position and operating results provide a clear, true and fair view, in accordance with the provisions of Legislative Decree No. 127/91 and, where necessary, the additional information required by Article 29(3) of the aforementioned decree is also provided.

Specifically, the cash flow statement, prepared in accordance with OIC10, presents the Group's cash flows, appropriately eliminating the inter-company positions.

In addition to the consolidation criteria, the notes to the financial statements also outline the measurement principles followed in preparing the consolidated financial statements, in accordance with the relevant statutory regulations. The following are also presented: the companies included and excluded from the consolidation, the reconciliation between the Parent Company's shareholders' equity, as presented in the statutory financial statements, and the shareholders' equity as presented in the consolidated financial statements.

The consolidated financial statements are also accompanied by a report of the Board of Directors of the Parent Company regarding the Group's situation and the relative operating performance.

There were no exceptional cases that necessitated the use of exemptions under Article 29 (4) and (5) of Legislative Decree No. 127/91.

The financial statements are expressed in Euro to the nearest unit. Any rounding differences are indicated in the account "Euro rounding reserve" under Shareholders' Equity.

Consolidation scope

The consolidated financial statements include the individual financial statements of the Parent Company SOLID WORLD Group S.p.A. and the companies in which SOLID WORLD Group S.p.A. directly or indirectly controls the majority of votes exercisable at the Shareholders' Meeting (the "Group Companies").

The companies included in the Parent Company's consolidation using the line-by-line consolidation method are as follows:

Company name	Registered Office	Tax Code	currency	Share capital	Holding	Holding at 31.12.23
Solid World Group S.p.A.	Treviso (TV)		Euro	1,562,875	Parent Company	
Energy Group S.r.l.	Bentivoglio (BO)	01336900384	Euro	121,000	held by the Parent Company	100%
Tecnologia & Design S.c.a.r.l.	Ponzano Veneto (TV)	03364760268	Euro	600,000	78.72% held by the Parent Company and 21.28% held by the subsidiary Energy Group S.r.l.	100%
Solid Energy Real Estate S.r.l.	Bentivoglio (BO)	03465642001	Euro	10,000	50% held by the Parent Company and 50% held by the subsidiary Energy Group S.r.l.	100%
SolidCam Italia S.r.l.	Bentivoglio (BO)	03470981204	Euro	50,000	held by the Parent Company	90%
Design Systems S.r.l.	Genoa (GE)	01566570998	Euro	30,000	held by the Parent Company	51%
Immobiliare Costa Alta S.r.l.	Treviso (TV)	05324540268	Euro	100,000	held by the Parent Company	100%
Solid Innovation S.r.l.	Bentivoglio (BO)	03948781202	Euro	10,000	held by the Parent Company	60%
Bio3DModel S.r.l.	Barberino Tavarnelle (FI)	07094910481	Euro	10,000	held by the Parent Company	51%
SolidWorld Middle East DMCC	Dubai Arab Emirates		- AED	100,000	held by the Parent Company	100%
Solidfactory S.r.l.	Treviso (TV)	05280920264	Euro	80,000	held by the Parent Company	51%
Valore BF 3D S.r.l.	Gallarate (VA)	03969590128	Euro	90,000	held by the Parent Company	100%

It should be noted that the "line-by-line" consolidation scope has changed from the previous scope for the Consolidated Financial Statements at December 31, 2022 due to the acquisition in August 2023 of the entire share capital of Valore BF 3D S.r.l., and the incorporation of the wholly-owned subsidiary Solidengineering S.r.l., which, for accounting and tax purposes, took effect on January 1, 2023.

With reference to the companies Solid Energy Real Estate S.r.l. and Immobiliare Costa Alta S.r.l., in order to present the property, plant and equipment used by the Group to carry out its activities, they were consolidated on a line-by-line basis. The investee companies Solid World Adria D.O.O., Formazione Italia Società Consortile a r.l. and Solid Energy S.r.l. were excluded from the consolidation, as their inclusion would be immaterial for the purposes indicated in Article 29, paragraph 2 of Legislative Decree No. 127/91. For the same reason, the subsidiary Bio3DPrinting S.r.l. was excluded from the consolidation as of December 31, 2023. In light of the expected development of the company's business in the biomedical sector, inclusion in the full consolidation scope in the consolidated financial statements for 2024 shall be assessed.

The financial statements of the individual subsidiaries at December 31, 2023, adjusted where necessary to align them with the Parent Company's accounting standards, were used for the consolidation.

All financial statements of the companies included in the consolidation scope are expressed in Euro.

Basis of presentation of the consolidated financial statements

The financial statements used for the consolidation are the individual financial statements of the companies, approved by the respective Shareholders' Meetings. Where they have not yet been approved by the Shareholders' Meeting, the draft financial statements prepared by the respective Boards of Directors have been used. These financial statements are reclassified and adjusted, where necessary, in order to bring them into line with the Parent Company's accounting standards and measurement criteria, which are in line with those required by the Civil Code and issued by the OIC.

In the preparation of the consolidated financial statements, the assets and liabilities of the Balance Sheet, as well as the positive and negative income components of the Income Statement of the financial statements of companies consolidated on a line-by-line basis are included in full. Receivables and payables, as well as income and expenses and gains and losses originating from transactions between consolidated companies, have however been eliminated.

Any difference, as of the date of acquisition of control, between the carrying amount of the investee and the corresponding portion of shareholders' equity that are eliminated, if positive, is charged against the higher value of the consolidated assets of the investee, including goodwill, where such is justified by the substance of the transaction to acquire the investee. Where the difference is negative, it is entered in the equity item "Consolidation reserve" or in a special "Consolidation reserve for future risks and charges", in accordance with the criterion of Article 33, paragraph 3, of Legislative Decree No. 127/91. The difference is charged to the Provision when losses or liabilities are expected from the consolidated investee. "Goodwill" and the "Provision for risks and charges" thus determined are charged to the income statement in relation to the operating performance of the investee companies, or amortized by applying the criterion indicated under "Measurement Criteria."

The amount of capital and reserves of the subsidiaries attributable to minority shareholders is recognized to shareholders' equity under "Minority interest capital and reserves"; the portion of the profit or loss for the year attributable to minority shareholders is presented under "Minority interest profit (loss) for the year". In the income statement, the share of the net result attributable to minority interests is presented separately. The transactions and balances between consolidated companies are fully eliminated. The gains and losses from transactions between consolidated companies not arising through transactions with third parties are eliminated.

On consolidation, any items of exclusive tax significance are eliminated and the relevant deferred taxes are provided for.

The consolidated financial statements are prepared in units of Euro.

Accounting policies

Prudence

In accordance with Article 2423-*bis* of the Civil Code and the provisions of the OIC 11 standard (paragraphs 16 and 19), the principle of prudence was followed, applying reasonable caution in estimates under conditions of uncertainty and applying, in the accounting of the income statement components, the prevalence of the principle of prudence over the accrual principle.

Going concern

As provided for in Article 2423-*bis*, paragraph 1, no. 1, of the Civil Code, the valuation of the items in the financial statements was on a going concern basis. In addition, as set out by OIC 11 (paragraphs 21 and 22), account was taken of the fact that the Group constitutes a functioning economic complex intended for the production of income, and that in preparing the financial statements, a prospective assessment was made of the Group's ability to continue to constitute a functioning economic complex intended for the production of

income for a foreseeable future timeframe, relating to a period of at least twelve months from the reporting date.

Substantive representation

Recognition and presentation of the accounts was made taking into account the substance of the transaction and of the contract. Consideration was given to the rights, obligations and conditions stemming from the contractual terms of the transactions and their comparison with the provisions of the accounting standards to ascertain the correctness of the recognition or derecognition of balance sheet and income statement items. In addition, a contract analysis was conducted to determine the elementary unit to be accounted for, taking into account the segmentation or aggregation of substantive effects arising from a contract or multiple contracts. In fact, multiple rights or obligations may arise from a single contract that require separate accounting.

Accruals principle

As stipulated in Article 2423-*bis*, paragraph 1, No. 3, of the Civil Code, income and expenses pertaining to the year were taken into account regardless of the date of collection or payment. In this regard, OIC 11 (paragraph 29) clarifies that the accruals principle concerns the time criterion by which positive and negative income components are charged to the income statement for the purpose of determining the result for the year, and that costs must be related to revenues for the year.

Consistency in accounting policies

As defined in Article 2423-*bis*, paragraph 1, No. 6, of the Civil Code, the application criteria applied have not changed from one year to the next. In fact, account was also taken of that stated in accounting standard OIC 11 (paragraph 34) which defines the constant application of the assessment criteria as a tool to achieve a homogeneous measurement of the Group's results in successive financial years, making it easier for the readers of the financial statements to analyze operating, financial and balance sheet developments.

Relevance

For the preparation of these financial statements, pursuant to Paragraph 4 of Article 2423 of the Civil Code, it is not necessary to comply with the requirements for recognition, measurement, presentation and disclosure of the financial statements when the effects of non-compliance are immaterial for the purposes of a true and fair representation.

Comparability

As defined by Article 2423-*ter*, paragraph 5, of the Civil Code, for each item in the balance sheet and income statement, the amount of the corresponding item in the previous year was presented. It should be noted that, taking into account the provisions of OIC 11 (paragraph 44) regarding the comparability of financial statements at differing dates, in these financial statements, no adjustment was necessary as no cases of non-comparability were encountered.

Taking into account the provisions of OIC 11 regarding the comparability of financial statements at differing dates, in these financial statements, considering that in order to improve the representation of accounts by nature, certain costs in the consolidated financial statements at December 31, 2023 of items B6 ("costs for raw materials, ancillary consumables, and goods") and B7 ("Service costs") were reclassified differently among the two items than in the consolidated financial statements at December 31, 2022, it was necessary to adapt the two items in the consolidated income statement for 2022 as if the new classification by nature had already been applied to that income statement, thus ensuring compliance with the principle of the comparability of financial statements at differing dates.

Principle of economic substance

Pursuant to the renewed Article 2423-*bis* of the Civil Code, the operating events have been recognized on the basis of their economic substance and not on the basis of merely formal aspects.

Accounting policies applied

The accounting policies and adjustment criteria comply with the Civil Code and the accounting standard indications of the Italian Accounting Organisation (Organismo Italiano di Contabilità). They have not changed on the previous year.

The accounting policies adopted in preparing the consolidated interim financial statements are in line with those used by the Parent Company, supplemented where necessary with the accounting policies adopted for particular items in the consolidated financial statements.

The accounting policies adopted are as follows:

Intangible assets

Intangible assets are recognized, to the extent of their recoverable value, at purchase or production cost, including accessory expenses, and amortized on a straight line basis in relation to their remaining possibility of use, written-down where necessary if the estimated recoverable value of the fixed assets at the end of the financial year is permanently lower than their cost.

The cost may be revalued on the basis of monetary revaluation laws and, in any case, not above market value.

Goodwill was amortized taking into account the growth time horizon of the companies belonging to the Group.

The amortization rates used for intangible assets are summarized in the table below:

Intangible asset items	Rates
Start-up and expansion costs	20%
Trademarks	5.56% - 10%
Concessions, licenses and similar rights	33.34%
Costs for website set-up	20%
Goodwill	5.56% - 20%
Software	20% - 33.33%
Maintenance expenses on third-party assets to be amortized	8.33%
Other deferred charges to be amortized	6.67% - 8.33% - 20%
Expenses on leased assets	20% - 25%
Development costs	20%
Local renovation expenses	6.25% - 8.33% - 9.09% - 11.32% -12.76%-14,63%
Accessory expenses on real estate lease contracts	8.33% - 9.99% - 10.00%
Patents and intellectual property rights	8.34% - 10% - 20%
Leasehold improvements	8.33% - 9.09% - 12.49%

Property, plant & equipment

Property, plant and equipment are recognized at the date on which the risks and rewards associated with the assets acquired are transferred and are recognized, to the extent of their recoverable amount, at purchase or production cost less accumulated depreciation, including all directly attributable incidental costs and charges.

The cost may be revalued on the basis of monetary revaluation laws and, in any case, not above market value.

The cost of fixed assets with limited useful life is systematically depreciated each year on the basis of economic-technical rates determined in relation to the residual possibility of use.

In cases where, regardless of the depreciation already recognized, impairment losses are recognized, fixed assets are written down in relation to their remaining possibility of use. However, where in subsequent years the reasons for the write-down no longer exist, the original value is restored. Fixed assets in progress and advances to suppliers are recorded as assets on the basis of the cost incurred and/or advance paid, including the directly attributable expenses.

The depreciation rates used for property, plant and equipment are summarized in the table below:

Property, plant and equipment	Rates
Buildings	3%
Telephone equipment	20%
Specific plant	15%
General plant	15%
Alarm systems	30%
Photovoltaic plant	9%
Plant, general machinery and equipment	15%
Office machines, computers, telephone systems	20%
Machinery and miscellaneous equipment	15%
Minor equipment	15%
Furniture & fittings	12% - 15%
EDP	20%
Motor vehicles	20%
Transport vehicles	20%
Mobile radio systems	20%
Assets less than Euro 516.46	100%

Financial assets

Investments in unconsolidated companies were measured using the equity method. Those in other companies were measured at purchase or subscription cost, adjusted for impairment where necessary. Financial receivables are recognized at their nominal value.

Inventories

Inventories consist of hardware and software products held-for-sale and are measured at the lower of the weighted average purchase cost and the realizable market value.

Where relevant, the lower between the cost and market value was not obtained by the direct write-down of the inventory items concerned, but by recording a depreciation allowance that was recognized as a decrease to the relative asset item.

Receivables

Current receivables are recognized in the consolidated financial statements according to the amortized cost criterion, as defined by Article 2426, paragraph 2 of the Civil Code, taking into account the time factor and the estimated realizable value, in accordance with the provisions of Article 2426, paragraph 1, No. 8 of the Civil Code.

The Group has utilized the option to not apply the amortized cost method for short-term receivables (maturity less than 12 months) and other receivables as the difference between initial value and maturity value is minor and therefore the effects of this principle are insignificant. The "time factor" was not taken into account and receivables due beyond 12 months were not discounted as the difference between the effective interest rate and the market rate is not significant.

Receivables, regardless of whether or not the amortized cost is applied, are carried at their estimated realizable value through the allocation of a specific doubtful debt provision.

Cash and cash equivalents

Cash and cash equivalents are valued at nominal value at year-end.

Accruals and deferrals

Prepayments and accrued income: portions of costs and income, common to two or more financial years, the amount of which varies over time, are recognized to these items in compliance with the accruals principle. With regard to suspended costs, expenses referring to services that are related to positive income components that will manifest in the following year were taken into account, net of the portions recovered during the present year.

Accrued liabilities and deferred income: portions of costs and income, common to two or more financial years, the amount of which varies over time, are recognized to these items. In accordance with the accruals principle, they are entered in the financial statements to comply with the need to recognize costs pertaining to the year that is closing, due in the following year, and income received by the end of the year, with accrual in the following year.

Provisions for risks and charges

Provisions for risks and charges have been provisioned to cover liabilities whose existence is deemed certain or probable, for which the amount or due date could not be determined at 31.12.2023. The provisions were established in accordance with the principles of prudence and accruals, observing the requirements of OIC 31. These provisions have been measured in accordance with the prudence and accruals concepts and no provision has been made for matters without any economic justification.

The contingent liabilities reflected in these provisions are probable and may be estimated with reasonable accuracy.

Provisions for risks and charges are firstly recognized to the pertinent income statement classes (B, C or D). Where this correlation between the nature of the provision and one of the accounts within the above classes may not be made, the risks and charges provisions are recognized to items B12 and B13 of the income statement.

Post-employment benefits

This reflects the debt, subject to revaluation by appropriate indexes and net of advances paid, accrued to all Group employees as of December 31, 2023, in accordance with applicable legal regulations and employment contracts.

Payables

Payables are recognized according to the amortized cost criterion, taking account of their timing. The Group has made use of the option not to apply the amortized cost criterion for short-term payables (maturity less than 12 months) and other payables, as the difference between the initial value and the value at maturity is minor, and therefore the effects of applying this criterion are insignificant.

The "time factor" was not taken into account and payables due beyond 12 months were not discounted as the difference between the effective interest rate and the market rate is not significant.

Payables for which the amortized cost criterion has not been applied were recorded at nominal value.

Translation of foreign currency balances

Gains and losses arising from the conversion of the above-mentioned payables and receivables at the exchange rate in effect on the reporting date are credited and debited to the income statement, respectively.

Non-cash assets and liabilities in foreign currencies are recognized at the exchange rate applicable on purchase.

Costs and revenues

All income and charges for the year, regardless of when they were received or incurred, are reported in the financial statements. The positive and negative income components are charged to the income statement for the purpose of determining the result for the year according to the accruals principle.

Costs are related to revenues for the year.

Income taxes

Current income taxes are recognized, for each enterprise, based on the estimated taxable income in accordance with the rates and regulations in force at the end of the period, taking into account applicable exemptions and any tax credits due.

Deferred tax assets and liabilities are calculated on temporary differences between the value attributed to the assets and liabilities in the financial statements and the corresponding values recognized for tax purposes, based on the rates in force when the temporary differences will reverse. Specifically, deferred tax assets are recognized when there is a reasonable certainty of the existence in the years in which the temporarily deductible differences will reverse of assessable income not less than the amount of the differences that will be reversed. Deferred tax assets are also recognized on tax losses where they are deemed recoverable.

Finance leases

Assets acquired under finance leases have been recognized, as per OIC 17, under the equity method with the recognition of lease payments under operating expenses.

Assets purchased under leases with the principal objective of acquiring ownership of the asset at maturity have been recognized in accordance with the applicable regulations using the equity method. In implementation of the principle of substance over form, referred to in Article 2423-*bis* of the Civil Code, the detailed statement required by Article 2427 of the Civil Code and the information recommended by OIC Document No. 12 (Appendix A) is nevertheless provided, which allows us to understand what the representation in the Financial Statements would have been if the financial method, provided for by international accounting standards (IFRS No. 16), had been adopted instead of the equity method.

Balance Sheet Assets

The movements of the individual balance sheet items are analyzed in detail below, in accordance with current legislation.

Fixed Assets

Intangible assets

The breakdown and movements of the individual accounts is presented below:

	Start-up and expansion costs	Development costs	Industrial patent rights and intellectual property rights	Concessions, licenses, trademarks and similar rights	Goodwill	Intangible assets in progress and advances	Other intangible assets	Total intangible assets
Values at 31.12.2022								
Cost	1,437,421	962,930	8,827,911	3,122,133	1,920,814	2,536,197	1,334,074	20,141,480
Consolidation adjustments			(24,090)		369,923			345,833
Amortization (Accumulated amortization)	311,605	682,963	4,055,559	2,378,047	1,022,168	0	652,377	9,102,719
Consolidation adjustments					29,491			29,491
Carrying amount	1,125,816	279,967	4,748,262	744,086	1,298,060	2,536,197	681,697	11,414,085
Changes in year								
Increases for acquisitions	871,369	33,360	3,965,759	448,268	937,145	206,503	82,380	6,544,784
Reclassifications (at carrying amount)	0	0	8,640	0	0	(8,640)	0	0
Amortization for year	465,894	179,802	1,060,667	246,991	1,121,365	0	163,717	3,238,437
Other changes	17,176	(0)	453,000	1,858	0	(1,769,870)	0	(1,297,836)
Total changes	422,651	(146,442)	3,366,732	203,135	(184,220)	(1,572,007)	(81,337)	2,008,511
Values at 31.12.2023								
Cost	2,335,953	1,161,001	15,944,835	976,368	1,806,650	361,190	1,564,863	24,150,860
Consolidation adjustments			(24,090)		4,541,221			4,517,131
Amortization (Accumulated amortization)	782,132	919,983	7,225,374	593,657	377,490	0	851,268	10,749,904
Consolidation adjustments					1,736,552			1,736,552
Value at 31.12.2023	1,553,821	241,018	8,695,371	382,711	4,233,829	361,190	713,595	16,181,535

Pursuant to Article 10, Law 72/1083, we state that no monetary revaluation has ever been carried out on intangible assets.

The consolidation difference charged to Goodwill, totaling Euro 4,233,829 was amortized over the 5-year time horizon, taking into account the growth trajectories outlined in the Parent Company's plans.

Pursuant to Article 38(1)(d) of Legislative Decree No. 127/91, we specify the composition of the following items:

Start-up and expansion costs

This includes professional costs incurred by Group companies in connection with corporate transactions and amendments to the By-Laws, those incurred in connection with the listing of the Parent Company on the Euronext Growth Milan market, organized and managed by Borsa Italiana, which took place on July 6, 2022, as well as those incurred for the start-up of the "solar project" involving the subsidiary Solidfactory S.r.l.

Development costs

This includes costs incurred by the Group Companies for the design, implementation, and testing of models that precede their use and relate to projects that are technically feasible and economically recoverable through revenues that will be developed in the future from the application of such projects.

Assets in progress and advances

The item essentially refers to the real estate complex owned by Immobiliare Costa Alta S.r.l., which is currently under completion.

Property, plant & equipment

The breakdown and movements of the individual items is presented below:

	Land and buildings	Plant and machinery	Industrial and commercial equipment	Other tangible assets	Assets in progress and advances	Total property, plant and equipment
Value at 31.12.2022						
Cost	1,126,764	3,777,642	252,944	1,886,390	438,994	7,482,734
Consolidation adjustments	0	(104)	0	273	6,726,875	6,727,044
Depreciation (Accumulated depreciation)	91,548	3,114,441	243,793	1,407,464	0	4,857,246
Carrying amount at 31.12.2022	1,035,216	663,201	9,151	479,199	7,165,869	9,352,532
Changes in year						
Increases for acquisitions	53,050	237,855	500	189,439	1,108,471	1,589,315
Reclassifications (at carrying amount)	0	10,297	0	(4,037)	(6,260)	0
Decreases for disposals (at carrying amount)	0	155,824	153,000	7,167	0	315,991
Depreciation for year	30,418	146,333	4,505	195,321	0	376,577
Consolidation adjustments	0	0	0	0	0	0
Other changes	0	145,974	156,826	91,937	0	394,737
Total changes	22,632	91,969	(179)	74,851	1,102,211	1,291,484
Values at 31.12.2023						
Cost	1,179,814	3,919,708	100,444	2,290,690	1,541,205	9,031,861
Consolidation adjustments	0	871	0	(702)	6,726,875	6,727,044
Depreciation (Accumulated depreciation)	121,966	3,205,215	91,474	1,720,150	0	5,138,805
Value at 31.12.2023	1,057,848	715,364	8,970	569,838	8,268,080	10,620,100

Pursuant to Article 10, Law 72/1083, we state that no monetary revaluation has ever been carried out on tangible assets.

Financial assets

The composition of and changes to the individual items are as follows:

Description	Value at 31.12.2023	Changes	Value at 31.12.2022
Subsidiaries			
Bio3Dprinting S.r.l.	583,500	475,000	108,500
Total investments in subsidiaries	583,500	475,000	108,500
Associates			
Solid World Adria D.O.O.	7,700	0	7,700
Formazione Italia Soc. Consortile S.r.l.	5,000	0	5,000
Solid Energy S.r.l.	7,000	0	7,000
Total investments in associates	19,700	0	19,700
Other companies			
Dassault Systems	0	(12,645)	12,645
Stratasys	0	(8,249)	8,249
Other investments	28,346	(601,592)	629,938
Total inv. other companies	28,346	(622,486)	650,832
Total equity investments	631,546	(147,486)	779,032
Receivables			
Receivables from subsidiaries	55,000	55,000	0
Total receivables from subsidiaries	55,000	55,000	0
Receivables			
Receivables from associates	15,000	0	15,000
Total receivables from associates	15,000	0	15,000
Others	386,008	7,675	378,333
Total other receivables	386,008	7,675	378,333
Total receivables	456,008	7,675	393,333
Derivative financial instrument assets	1,731	(979)	2,710
Total	1,089,285	(85,790)	1,175,075

Finance leases

The following table presents the information required by No. 22, paragraph 1, of Article 2427 of the Civil Code, from which information may be obtained upon:

- the total value at which the leased assets would have been recorded at financial year-end, under fixed assets, net of the depreciation that would have been allocated from the date the contract was signed, as well as any adjustments and writebacks;
- the implied liability to the lessor, which would have been recorded at financial year-end to the liabilities section of the balance sheet, equivalent to the present value of the rent instalments not yet due, as well as the redemption price, determined using interest rates equal to the actual financial expense attributable to each individual contract;
- the actual financial expense for the year attributable to these contracts;

- the depreciation related to leased assets pertaining to the year.

Finance leases	31.12.2023	31.12.2022
Total amount of assets acquired under finance leases at the end of the year	4,113,246	3,937,073
Depreciation that would have accrued in the year	290,912	197,208
Present value of the instalments not yet due at the end of the financial year	2,487,628	2,494,648
Financial expenses accruing in the year according to the effective interest rate	97,385	93,387

The total cost of lease payments incurred by the consolidated companies as of 31.12.2023 amounted to Euro 571,784. Details are presented in the following table analyzing the item "Rent, lease and similar costs"

Current assets

Inventories

Inventories consist of hardware and software products held-for-sale and are measured at the lower of the weighted average purchase cost and the realizable market value.

Where relevant, the lower between the cost and market value was not obtained by the direct write-down of the inventory items concerned, but by recording a depreciation allowance that was recognized as a decrease to the relative asset item.

The breakdown is as follows:

Description	2023	2022	Changes
Raw materials, supplies and consumables	30,498	61,614	(31,116)
Contracted work-in-progress	686,833	53,359	633,474
Finished products and goods	3,502,195	2,504,276	997,919
Total	4,219,526	2,619,249	1,600,277

Receivables

The composition of the individual items as of 31.12.2023 and the change compared to 31.12.2022 is presented as follows:

Description	31.12.2022	Changes	31.12.2023	Within one year	Beyond one year	Of which with a residual maturity of more than 5 years
Customers	18,700,145	5,192,784	23,892,929	23,891,544	1,385	-
Subsidiaries	0	60,823	60,823	60,823	-	-
Companies subject to control of parent companies	17,916	(17,916)	0	0	-	-
Tax receivables	596,038	616,187	1,212,225	1,212,225	-	-

EXPLANATORY NOTES

Deferred tax assets	210,900	285,692	496,592	496,592	-	-
Others	4,115,587	(319,232)	3,796,355	3,796,355	-	-
Total	23,640,586	5,818,338	29,458,924	29,457,539	1,385	-

Trade receivables were adjusted to their estimated realizable value by allocating a specific doubtful debt provision. The movement in the provision was as follows:

Doubtful debt provision	
Provision at December 31, 2022	528,072
Transfer provision reverse merger	7,393
Reversals in the year for collection of receivables	0
Use of provision to write-off receivables	(18,618)
Provisions in the year	57,151
Total provision at December 31, 2023	573,998

There are no receivables arising from transactions with sale back commitments for the purchaser.

Current financial assets

The composition and changes of the individual item were as follows:

Description	2023	2022	Changes
Other securities	11,900	0	11,900
Total	11,900	0	11,900

Cash and cash equivalents

The composition and changes in the individual items were as follows:

Description	2023	2022	Changes
Bank and postal deposits	2,744,203	3,288,297	(544,094)
Cash in hand and similar	1,848	1,744	104
Total	2,746,051	3,290,041	(543,990)

Prepayments and accrued income

The composition at 31.12.2023, and the movement compared to 31.12.2022, of prepayments and accrued income as per Article 38(f) of Legislative Decree No. 127/91 is as follows:

Description	2023	2022	Changes
Miscellaneous accrued income	6,231	1,882	4,349
Total accrued income	6,231	1,882	4,349
Prepayments on warranty renewals	258,255	280,757	(22,502)
Prepayments on warranty extensions	285,977	272,391	13,586
Prepayments on real estate lease payments	173,659	246,820	(73,161)
Prepayments on BNP customer loan fees	95,296	156,292	(60,996)
Prepayments on lease charges	60,566	109,468	(48,902)
Prepayments on vehicle lease payments	73,017	78,349	(5,332)
Deferred income on S/W service contracts	190,301	33,318	156,983
Other deferred income	501,612	277,122	224,490
Total prepayments	1,638,683	1,454,517	184,166
Total	1,644,914	1,456,399	188,515

Balance Sheet Liabilities

The movements of the individual balance sheet items are analyzed in detail below, in accordance with current legislation.

Shareholders' Equity

The following tables present the changes in the period 1.1.2023 - 30.6.2023 of the individual Consolidated Shareholders' Equity items, as well as the reconciliation between the Parent Company's Shareholders' Equity and Net Result and the Consolidated Shareholders' Equity and Net Result.

Movements in consolidated shareholders' equity

Total shareholders' equity	Value at 31.12.2022	Other changes		Net Result	Value at 31.12.2023
		Increases	Decreases		
Share capital	1,165,700	387,675	0	0	1,553,375
Share premium reserve	6,337,700	5,421,683	(254,211)	0	11,505,172
Legal reserve	0	9,772	0	0	9,772
Misc. other reserves:	0	0	0	0	0
Reserve for share capital increase	1	0	0	0	1
Consolidation reserve	1,088,598	0	0	0	1,088,598
Translation reserve	800	0	(3,839)	0	(3,039)
Other reserves	0	0	0	0	0
Reserve diff. rounding in Euro	(3)	0	(1)	0	(4)
Total other reserves	1,089,396	0	(3,840)	0	1,085,556
Retained earnings/(accum. losses)	(252,300)	208,472	(189,535)	0	(233,363)

EXPLANATORY NOTES

Net profit/(loss)	104,396	0	(104,396)	(1,630,022)	(1,630,022)
Negative reserve for treasury shares in portfolio	0	(309,949)	0	0	(309,949)
Total Group Shareholders' Equity	8,444,892	5,717,653	(551,982)	(1,630,022)	11,980,541
Minority interest shareholders' equity					
Minority interest capital and reserves	194,623	496,113	0	0	690,736
Minority interest net profit (loss)	10,218	0	(10,218)	(246,186)	(246,186)
Total minority interest shareholders' equity	204,841	496,113	(10,218)	(246,186)	444,550
Total consolidated shareholders' equity	8,649,733	6,213,766	(562,200)	(1,876,208)	12,425,091

On April 27, 2023, the Extraordinary Shareholders' Meeting of the Parent Company resolved to increase the share capital free of charge pursuant to Article 2442 of the Civil Code by a maximum amount of Euro 175,612.90, through the issuance of up to 1,756,129 ordinary shares without nominal value, having the same characteristics as those in circulation. This was to be achieved through the allocation to the share capital of an equal amount taken from the Share Premium Reserve, establishing also that the allotment of the free shares be made at a time subsequent to the first exercise period of the "2022 - 2025 Solid World Warrants", which concluded on July 31, 2023, and the subsequent "Additional Period" stipulated in the same Shareholders' Meeting resolution, which concluded on September 8, 2023.

At December 31, 2023, the Company's subscribed and paid-in share capital totaled Euro 1,553,374.70 and consisted of 15,533,747 shares without nominal value, divided into the following classes:

- 12,113,907 ordinary shares, which give the right to one vote each and are traded on the Euronext Growth Milan market;
- 3,419,840 multi-vote shares, which entitle the holder to three votes each and are governed by Article 6(6) and subsequent of the Company's By-Laws.

The increase in the Parent Company's share capital in fiscal year 2023 was Euro 387,674.70, originating from the following transactions:

- free increase pursuant to Article 2442 Civil Code resolved by the Shareholders' Meeting on April 27, 2023 for an amount of up to Euro 140,362.60 taken from the Share Premium Reserve;
- paid-in increase at the end of the first exercise period of the "2022 - 2025 Solid World Warrants" (including additional period concluding September 8, 2023) of Euro 237,937.10
- paid-in increase resolved and subscribed on 22.12.23 of Euro 9,375.00.

As mentioned above, on July 31, 2023, the first exercise period of the "Solid World 2022 - 2025 Warrants" concluded, as a result of which 4,218,934 warrants were exercised and consequently 2,109,467 new shares of the Parent Company were allotted in the ratio of 1 ordinary share at a price of Euro 2.2 each for every 2 warrants exercised.

Therefore, at the end of the first exercise period of the "2022 - 2025 Solid World Warrants", the share capital of the Parent Company increased by Euro 210,946.70, for a total amount subscribed and paid in as of that date of Euro 1,376,646.70, divided into 13,766,467 shares, without nominal value, of which:

- 10,346,627 ordinary shares, each of which carries the right to one vote and is traded on the EGM;
- 3,419,840 shares with multi-voting rights.

In the "Additional Period" to the first exercise period of the "2022 - 2025 Solid World Warrants" that concluded on September 8, 2023, 539,808 warrants were exercised and consequently 269,904 new shares of the Parent Company were allotted in the ratio of 1 ordinary share at a price of Euro 2.42 (price as amended by the aforementioned Shareholders' Meeting resolution of April 27, 2023 that established the "Additional Period") for every 2 warrants exercised.

Therefore, at the end of the "Additional Period" to the first exercise period of the "2022 - 2025 Solid World Warrants", the share capital of the Parent Company increased by Euro 26,990.40.

It should be noted that the capital increase in kind of the Parent Company resolved on December 22, 2023 pursuant to Article 2343-ter Civil Code of Euro 9,500.00, subscribed and paid-in on the same date through the contribution of shares in Solidinnovation S.r.l. and Design Systems S.r.l. for the total amount, including share premium, of Euro 380,000.00, by issuing 95.000 ordinary shares without nominal value, having the same characteristics as the outstanding shares, at an issue price of Euro 4.00 per share, of which Euro 0.10 is to be charged to capital and Euro 3.90 is to be charged to share premium, took effect on February 5, 2024, the date of the filing with the competent Companies Registers of the certificate pursuant to Article 2444 of the Civil Code and the declaration pursuant to Article 2343-*quater*, paragraph 3, of the Civil Code.

At December 31, 2023, the Parent Company's Share Premium Reserve amounted to Euro 11,505,172.46, with an increase on December 31, 2022 of Euro 5,167,472.46 originating from the following transactions:

- allocation of the merger deficit by incorporation of the wholly-owned subsidiary Solidengineering S.r.l. for the portion originating from its loss in fiscal year 2022, resulting in a decrease in the Reserve of Euro 113,847.92;
- free share capital increase pursuant to Article 2442 Civil Code resolved by the Company's Shareholders' Meeting on April 27, 2023, resulting in a decrease in the Reserve of Euro 140,362.60;
- paid-in share capital increase following the first exercise period of the " 2022 - 2025 Solid World Warrants", (including additional period concluding on September 8, 2023), resulting in an increase in the Reserve of Euro 5,056,057.98;
- share capital increase in cash approved on December 22, 2023, resulting in an increase in the Reserve of Euro 365,625.00.

At December 31, 2023, the Negative reserve for treasury shares in portfolio amounted to Euro 309,948.90 and represents the cost incurred to December 31, 2023 by the Company for the purchase of 79,200 treasury shares in accordance with the Company's Shareholders' Meeting resolution of April 27, 2023. For more details on this topic, please refer to the specific section of the Directors' Report.

The Company currently owns a total of 119,425 treasury shares, equal to 0.764% of the share capital, for a total value of Euro 433,577.67. For further details on this topic, please refer to the specific section of the Directors' Report.

Reconciliation between Parent Company shareholders' equity and net result and Consolidated shareholders' equity and net result

Description	2022	2022	2023	2023
	Shareholders' Equity	Result	Shareholders' Equity	Result
Parent Company	7,542,871	195,436	13,212,130	424,061
Pro-rata results of investee companies	390,932	66,728	(395,452)	(1,021,130)
Margin effect on inventories	(23,921)	(23,921)		
Capitalized consultancies	(36,830)	(36,830)		
Amortization of consolidation differences	(703,598)	(283,856)	(1,736,552)	(1,032,953)
Results companies merged by incorporation	69,010	69,010		
Write-down of equity investments				
Revaluations of equity investments	117,829	117,829		

Effect of corporate transactions		(184,345)
Translation effect of foreign currency financial statements		(3,839)
Consolidation reserves	1,088,598	1,088,598

Group shareholders' equity and net result	8,444,891	104,396	11,980,541	(1,630,022)
Minority interests shareholders' equity and net result	204,840	10,218	444,550	(246,186)
Shareholders' equity and net result as per consolidated financial statements	8,649,731	114,614	12,425,091	(1,876,208)

Provisions for risks and charges

The composition of the provision and the change from the previous year are presented below:

Description	Value at 31.12.2023	Value at 31.12.2022	Changes
Provision for pensions and similar obligations	264,663	254,580	10,083
Provision for taxation, including deferred tax liabilities	488,190	538,598	(50,408)
Other provisions	562,692	561,271	1,421
Total	1,315,545	1,354,449	(38,904)

Provisions for risks and charges are provided to cover expected costs and known or probable losses or liabilities whose amount and effective date are not determinable at year-end.

The provisions reflect the most accurate estimate based on the information available.

The valuation of risks and charges which are dependent on future events considers also the information available after year-end and up to the preparation of the present financial statements.

Provision for pensions and similar obligations

This item comprises the provision for pensions and similar obligations, which covers the indemnity for the termination of coordinated and continuous cooperation established in favor of members of the Board of Directors of the parent company and a consolidated company. This item is unchanged from the previous year.

Provision for taxation, including deferred taxes

The item includes the Provision for tax risks set aside by the Parent Company for Euro 461,777 in relation to the decision to settle disputes with the Tax Agency, utilizing the provision set out in paragraphs 5 to 7 of Article 5 of Decree Law 146/2021, as amended by Decree Law 144/022 ("Aiuti-ter" decree) and subsequent, which provides for "voluntary repayment" without application of penalties and interest of Research & Development tax credits, used as offsets with tax payables, as well as deferred taxes pertaining to certain Group companies for Euro 26,413.

Other provisions

Provision for Help Desk service charges

The provision includes an estimate of the charges that, based on the contracts concluded, will be incurred in the future by the Parent Company and the Group companies for the management of the Help Desk customer support service.

Provision for compensation charges

At December 31, 2023, this provision was fully utilized taking into account that the company has settled the dispute for which the relative provision was set aside, without further charges.

Post-employment benefits

Post-employment benefits are recognized to liabilities for a total of Euro 2,764,396.

The breakdown and movements of the individual items is presented below:

Description	Amount
31.12.2022	2,620,936
Changes in the year	
Provisions in the year	434,998
Utilization in the year	456,496
Other changes	164,958
Total changes	143,460
31.12.2023	2,764,396

Post-employment benefits are provisioned to cover the entire liability accrued to employees in accordance with the legal provisions and the specifics of the contracts and occupational categories, and includes annual accruals and revaluations made on the basis of the ISTAT coefficients.

The amount of the provision is recognized net of advances disbursed and portions used for the conclusion of employment during the period 1.1.2023 - 31.12.2023 and represents the certain debt to employees as of the reporting date. The provision for the period 1.1.2023 - 31.12.2023 is net of substitute tax.

Payables

The composition of the individual items and the change from the previous year is as follows:

Description	Value at 31.12.2022	Changes	Value at 31.12.2023	Within one year	Beyond one year	Of which with a residual maturity of more than 5 years
Bonds	4,595,069	137,391	4,732,460	1,111,806	3,620,654	-
Shareholders loans	0	1,065,189	1,065,189	1,065,189	-	-
Banks	7,478,595	1,512,420	8,991,015	6,468,571	2,522,444	-
Other lenders	235,577	(79,940)	155,637	70,406	85,231	-
Advances	1,058,437	871,285	1,929,722	1,929,722	-	-
Suppliers	13,767,438	5,516,896	19,284,334	19,284,334	-	-
Subsidiaries	0	69	69	69	-	-
from companies subject to control of parent companies	0	6,243	6,243	6,243	-	-
Tax payables	4,494,587	(833,262)	3,661,325	2,705,024	956,301	-
Social security institutions	415,540	182,476	598,016	598,016	-	-
Other payables	6,659,912	1,047,962	7,707,874	7,702,099	5,775	-
Total	38,705,155	8,361,540	48,131,884	40,941,479	7,190,405	-

Bonds

EXPLANATORY NOTES

It refers to two non-convertible bonds with a nominal value of Euro 2,500,000 each issued by the Parent Company, both of which were subscribed in May 2022 by Riello Investimenti Partners SGR S.p.A., in its capacity as the management company of the investment fund managed by it named "Fondo Impresa Italia II" (hereinafter also referred to as the "Tranche A Bonds" and "Tranche B Bonds", and collectively as the "Bonds").

The Tranche A Bonds are secured by a guarantee from Medio Credito Centrale S.p.A. up to a maximum of 80% of their nominal value, while the Tranche B Bonds are secured by a first-degree pledge on the restricted account in the Parent Company's name where the cash flows from its corporate activities accrue.

The interest rate applied to the Bonds is a floating base 3-month EURIBOR (with floor at 0% and cap at 2.5%) plus margin, equivalent to 6.00% per annum for Tranche "A" and 6.5% for Tranche "B". The spread may decrease depending on the movement of the Group's consolidated net financial position to EBITDA ratio ("leverage ratio"), in accordance with the regulations of the Bonds.

The bonds both mature on December 31, 2028, and are scheduled to be repaid through the settlement of half-yearly installments from June 30, 2024.

The Parent Company throughout the duration of the Bonds, has made commitments to the subscriber, including limitations on financial indebtedness, limitations on the creation of liens on its assets, limitations on the distribution of profits and dividends to shareholders, as well as compliance with certain covenants at the level of the consolidated financial statements of Solid World Group S.p.A. (Leverage ratio, Gearing ratio, DSCR ratio) on the calculation dates stipulated in the Bond regulation, the breach and/or default of which may result in the triggering of the acceleration clause and the obligation of early redemption for the Issuer.

At December 31, 2023, the Gearing ratio covenant was met, while the Leverage ratio and DSCR ratio covenants were disapplied as of that calculation date on the basis of the agreement signed with Riello Investment Partners SGR S.p.A.

The payable was recognized net of related issuance expenses (i.e., professional advice, intermediaries, advisors, etc.) in accordance with the rules for the amortized cost criterion by accounting standard OIC 19 (par. 43-47). The amortization of related transaction costs therefore supplemented the interest expense calculated at the nominal rate, following the same classification to the income statement.

Bank payables

The composition and movements in bank payables are presented in the table below:

Description	Value at 31.12.2023	Changes	Value at 31.12.2022	Within one year	Beyond one year
Current account overdrafts	5,018,505	1,821,951	3,196,554	5,018,505	-
Unsecured loans	3,972,510	(309,530)	4,282,040	1,450,066	2,522,444
Total	8,991,015	1,512,421	7,478,594	6,468,571	2,522,444

It should be noted that the unsecured loans outstanding as of 31.12.2023 are backed by MCC guarantees under Decree Law No. 23 of April 8, 2020 on "Urgent measures on access to credit and tax compliance for companies, special powers in strategic sectors" for a total amount of Euro 5,059,258.

Tax payables

Payables due beyond one year, amounting to Euro 956,301, relate to current tax settlements. It should be noted that the payables due at December 31, 2023 include penalties and interest and total Euro 641,652.

Other payables

"Other payables" mainly include deferred income of Euro 4,974,128 related to service contract fees invoiced to Customers at 31.12.2023, but with a subsequent effective date and payables to employees (including deferred salaries and related contributions) of Euro 1,929,698.

Payables secured by guarantees on company assets

Group companies have no payables secured by guarantees on company assets.

Payables with sale back commitments

The Group companies do not have any payables related to transactions in which the purchaser undertakes a sale back commitment.

Accrued liabilities and deferred income

The composition and changes in accrued liabilities and deferred income pursuant to Article 38(f) of Legislative Decree No. 127/91 are as follows:

Description	2023	2022	Changes
Accrued liabilities for real estate lease payments	18,495	23,894	(5,399)
Other accrued liabilities	65,728	147,318	(81,590)
Total accrued liabilities	84,223	171,212	(86,989)
Deferred income on warranty renewals	429,282	637,625	(208,343)
Deferred income on extended warranties	529,971	520,610	9,361
Deferred income on S/W service contracts	33,871	62,777	(28,906)
Deferred income on tax credit L. 178/2020	21,763	26,300	(4,537)
Other deferred income	236,210	199,174	37,036
Total deferred income	1,251,097	1,446,486	(195,389)
Total	1,335,320	1,617,698	(282,378)

Income Statement

The income statement reports the operating result for the year.

This provides a representation of the operating activities, through a summary of income and expense items which have contributed to the operating result. The positive and negative components of income, recorded in the financial statements in accordance with the provisions of Article 2425-*bis* of the Civil Code, are broken down as follows: core, incidental and financial.

Core activities concern income generated from transactions which occur on a continuous basis and core business activities, and identify and categorize the specific and distinctive economic activity undertaken by the Group, in execution of its corporate scope.

Financial activities consist of transactions that generate financial income and expense.

On a residual basis, incidental activity consists of transactions that generate income components that are part of ordinary activities but are not part of core and financial activities.

Value of production

Revenues are recorded in the financial statements on an accruals basis, net of returns, allowances, discounts and premiums, and in particular concern:

- supplies of goods: the related revenues are recorded based on the time of delivery or shipment of goods;
- provision of services: the related revenues are recorded on the basis of the time of completion of the service.

Increases in fixed assets for internal work are recorded on the basis of the cost of production, including direct costs and general production costs, for the portion reasonably attributable to the asset for the period of its manufacture until the asset is ready for use.

Value of production	2023	%	2022	%	Changes
Revenues from sales and services	61,980,281	93.12%	57,748,271	95.04%	4,232,010
Change in inventories of work-in-progress, semi-finished and finished products	-23,455	-0.04%	(16,403)	-0.03%	(7,052)
Changes in contract work in progress	331,897	0.50%	0	0.00%	331,897
Increase in internal work capitalized	2,112,293	3.17%	1,755,881	2.89%	356,412
Operating grants	0	0.00%	56,197	0.09%	(56,197)
Other	2,160,581	3.25%	1,219,455	2.01%	941,126
Total	66,561,597	100.00%	60,763,401	100.00%	5,798,196

Revenues from sales and services by segment

The breakdown of "Revenues from sales and services" by business segment pursuant to Article 38(i) is presented in the following table:

Revenues from sales and services	2023	%	2022	%	Changes
Subscription renewal	17,000,872	27.43%	16,786,770	29.07%	214,103
Revenues from software sales	16,412,503	26.48%	15,536,063	26.90%	876,440
Revenues from sale of consumables	8,909,768	14.38%	8,081,992	14.00%	827,776
Revenues from printer and scanner sales	7,669,278	12.37%	8,032,595	13.91%	-363,317
Subscription initial	4,576,799	7.38%	3,455,852	5.98%	1,120,947
Training revenues	2,113,980	3.41%	1,679,453	2.91%	434,527
Revenues from miscellaneous services	1,646,999	2.66%	77,120	0.13%	1,569,880
Revenues from 3D printing	1,413,682	2.28%	1,691,605	2.93%	-277,924
Revenues from workstation sales	985,507	1.59%	1,636,787	2.83%	-651,281
Finished product sales	397,379	0.64%	0	0.00%	397,379
Revenues from support services	378,745	0.61%	243,267	0.42%	135,478
Revenues from parts sales	193,883	0.31%	168,669	0.29%	25,214
Revenues recapture	126,974	0.20%	83,890	0.15%	43,084

Prototyping revenues	116,203	0.19%	104,937	0.18%	11,267
Consultancy	29,752	0.05%	40,482	0.07%	-10,730
Revenues from sale of miscellaneous goods	7,957	0.01%	128,789	0.22%	-120,832
Total Revenues	61,980,281	100.00%	57,748,271	100.00%	4,232,010

The 2022 figures have been made comparable with those for 2023, which have a greater level of detail.

Increase in internal work capitalized

They relate to the capitalization by the Parent Company and a number of consolidated companies of costs related to the development of both generic and vertical projects, dedicated to specific production sectors and latterly also the biomedical sector, considered of strategic interest in order to expand the type of customer, which traditionally has been centered in the mechanical design sector.

Other revenues and income

The following table presents the composition and changes in "Other income and revenues".

Other Revenues and Income	2023	%	2022	%	Changes
Misc. Revenues	1,071,734	49.60%	227,128	17.80%	844,606
Cost recoveries	313,058	14.49%	204,192	16.01%	108,866
Release of provisions	281,583	13.03%	241,842	18.96%	39,741
Commissions	242,516	11.22%	157,099	12.32%	85,418
Prior year income	164,587	7.62%	268,299	21.03%	-103,712
Tax credits and contributions	59,719	2.76%	129,101	10.12%	-69,382
Gains	21,464	0.99%	37,292	2.92%	-15,828
Other revenues and income	5,809	0.27%	0	0.00%	5,809
Consultancy	110	0.01%	0	0.00%	110
Revenues from miscellaneous services	0	0.00%	10,701	0.84%	-10,701
Total Other Revenues And Income	2,160,581	100%	1,275,653	100%	884,927

Costs of Production

Costs and charges are allocated on an accruals basis and according to their nature, net of returns, allowances, discounts and premiums, in accordance with the principle of correlation with revenues, and recorded in the respective items in accordance with the provisions of accounting standard OIC 12. In relation to the purchase

of goods, the relative costs are recorded when the substantial and non-formal transfer of ownership has occurred, using the transfer of risks and benefits as the parameter for substantial transfer. In the case of the purchase of services, the related costs are recorded when the service is received, or when the service is completed, while, in the presence of continuous services, the related costs are recorded for the portion accrued. The composition and changes in major cost items are presented below.

Raw materials, ancillary, consumables and goods	2023	%	2022	%	Changes
Software purchase	11,010,860	28.10%	10,439,185	29.06%	571,674
Renewals purchase	9,672,846	24.68%	9,240,988	25.73%	431,859
Consumables purchase	8,061,820	20.57%	6,734,299	18.75%	1,327,522
Printers and scanners purchase	5,352,988	13.66%	4,773,909	13.29%	579,079
Subscription initial purchase	3,203,264	8.17%	2,310,754	6.43%	892,510
Workstation purchase	1,492,671	3.81%	2,022,476	5.63%	-529,805
Recapture purchase	193,567	0.49%	104,423	0.29%	89,144
Spare parts purchase	125,249	0.32%	140,609	0.39%	-15,361
Other purchase costs	50,508	0.13%	76,627	0.21%	-26,119
Guarantees purchase	17,039	0.04%	0	0.00%	17,039
Renewals purchase	4,824	0.01%	0	0.00%	4,824
Other operating charges	1,463	0.00%	586	0.00%	877
Other service costs	294	0.00%	2,431	0.01%	-2,138
Transport costs	34	0.00%	71,192	0.20%	-71,158
Total raw materials costs	39,187,428	100%	35,917,480	100%	3,269,947

Certain values for FY 2022 have been partly reclassified to make them comparable with the more precise allocation of costs by nature made in FY 2023.

Service costs	2023	%	2022	%	Changes
Consultancy	3,020,168	33.91%	2,903,568	36.06%	116,599
Directors' costs	1,879,352	21.10%	1,518,694	18.86%	360,658
Utilities and fees	593,262	6.66%	656,532	8.15%	-63,271
Commercial Expenses	577,939	6.49%	515,821	6.41%	62,118
Travel and transfer	553,928	6.22%	490,799	6.10%	63,130
Other service costs	430,396	4.83%	217,677	2.70%	212,719
Commission expenses	374,882	4.21%	360,249	4.47%	14,633
Transport costs	310,553	3.49%	266,742	3.31%	43,811
Maintenance	193,129	2.17%	172,232	2.14%	20,897

EXPLANATORY NOTES

Insurance	180,294	2.02%	147,260	1.83%	33,034
Prototyping costs	149,192	1.67%	304,691	3.78%	-155,500
Research and training	136,691	1.53%	45,022	0.56%	91,669
Commissions payable	131,728	1.48%	197,094	2.45%	-65,366
Cleaning and sanitizing	105,697	1.19%	84,617	1.05%	21,080
Banking charges and services	102,472	1.15%	59,575	0.74%	42,897
Service fees	71,429	0.80%	23,101	0.29%	48,328
Statutory auditor fees	55,169	0.62%	47,827	0.59%	7,342
Service costs	19,807	0.22%	0	0.00%	19,807
Other rent, lease and similar costs	14,210	0.16%	28,591	0.36%	-14,381
Financial commissions and charges	2,915	0.03%	8,493	0.11%	-5,579
Rental charges	2,142	0.02%	2,512	0.03%	-370
Software rentals	1,636	0.02%	0	0.00%	1,636
Social security charges	445	0.00%	214	0.00%	231
Non-deductible charges	0	0.00%	0	0.00%	0
Total Service costs	8,907,434	100%	8,051,313	100%	856,121

Certain values for FY 2022 have been partly reclassified to make them comparable with the more precise allocation of costs by nature made in FY 2023.

Rent, lease and similar costs	2023	%	2022	%	Changes
Motor vehicle rental	734,214	34.46%	539,600	37.11%	194,614
Real estate leasing charges	424,486	19.92%	375,179	25.80%	49,306
Rental charges	418,873	19.66%	277,260	19.07%	141,613
Other rent, lease and similar costs	297,477	13.96%	146,138	10.05%	151,339
Software rentals	82,418	3.87%	6,719	0.46%	75,700
Vehicle leasing charges	82,186	3.86%	65,413	4.50%	16,773
Machinery leasing charges	48,924	2.30%	32,630	2.24%	16,295
Utilities and charges	23,207	1.09%	11,122	0.76%	12,085
Photovoltaic leasing charges	18,730	0.88%	0	0.00%	18,730
Total rent, leases and similar costs	2,130,516	100.00%	1,454,061	100.00%	676,455

Certain values for FY 2022 have been partly reclassified to make them comparable with the more precise allocation of costs by nature made in FY 2023.

Personnel expenses	2023	%	2022	%	Changes
Salaries and wages	8,883,057	72.80%	7,356,578	72.15%	1,526,480
Social security charges	2,640,976	21.64%	2,032,237	19.93%	608,739

EXPLANATORY NOTES

Post-employment benefits	632,324	5.18%	709,790	6.96%	-77,466
Other personnel expenses	45,712	0.37%	98,056	0.96%	-52,344
Total personnel expenses	12,202,070	100%	10,196,661	100%	2,005,409

Other operating expenses	2023	%	2022	%	Changes
Fuel	299,938	29.29%	235,607	24.16%	64,331
Non-deductible charges	236,968	23.14%	180,897	18.55%	56,070
Other operating charges	139,766	13.65%	86,671	8.89%	53,094
Prior year charges	127,820	12.48%	79,350	8.14%	48,469
Taxes and duties	123,021	12.01%	98,188	10.07%	24,833
Other consumables	51,797	5.06%	38,230	3.92%	13,567
Fines and penalties	32,681	3.19%	243,655	24.99%	-210,974
Utilities and charges	7,443	0.73%	5,882	0.60%	1,561
Losses on receivables	4,490	0.44%	4,111	0.42%	379
Other service costs	0	0.00%	2,395	0.25%	-2,395
Other rent, lease and similar costs	81	0.01%	0	0.00%	81
Losses	64	0.01%	79	0.01%	-15
Total other operating expenses	1,024,068	100%	975,066	100%	49,001

The values for FY2022 have been reclassified in part to better allocate costs by nature.

Interest and other financial expense

The breakdown of financial expenses pursuant to Article 38, paragraph 1(l) of Legislative Decree No. 127/91 is presented in the following table:

Interest and other financial expense	2023	%	2022	%	Changes
Interest paid on 2022-2028 Riello bonds	560,317	50.03%	298,169	32.83%	262,148
Interest expenses	401,881	35.88%	212,512	23.40%	189,369
Taxes on repayments and installments	84,207	7.52%	156,388	17.22%	-72,181
Difference amortized cost on convertible bond loan	0	0.00%	109,892	12.10%	-109,892
Financial commissions and charges	59,791	5.34%	72,422	7.98%	-12,631
Losses	6,960	0.62%	0	0.00%	6,960
Exchange gains/losses	6,794	0.61%	0	0.00%	6,794

EXPLANATORY NOTES

Convertible bond loan	0	0.00%	58,710	6.47%	-58,710
Total interest and other financial expense	1,119,949	100%	908,093	100%	211,856

The values for FY2022 have been reclassified in part to better allocate costs by nature.

Financial expenses capitalized

All interest and other financial expenses for the year were fully charged to the income statement. For the purposes of Article 38(1)(g) of Legislative Decree No. 127/1991, it is hereby certified that no financial expenses have been capitalized.

Adjustment to financial assets and liabilities

The item includes write-downs of derivative financial instruments.

Write-downs	2023	%	2022	%	Changes
Derivative write-down	979	100%	979	100%	0.00
Total write-downs	979	100%	979	100%	0.00

Income taxes

The breakdown of the individual items is presented below:

Income taxes	2023	%	2022	%	Changes
IRES	560,577	92.25%	281,646	60.95%	278,931
IRAP	184,548	30.37%	178,177	38.56%	6,371
Deferred tax charges and income	-233	-0.04%	0	0.00%	-233
Deferred tax charges	-3,184	-0.52%	-3,545	-0.77%	361
Deferred tax income	-134,059	-22.06%	5,799	1.25%	-139,858
Total income taxes	607,649	100%	462,077	100%	145,572

The values for FY2022 have been reclassified in part to better allocate costs by nature.

National tax consolidation

Solid World Group S.p.A. in fiscal year 2023 opted as the consolidating company, together with its consolidated subsidiaries Bio3Dmodel S.r.l. and Tecnologia&Design S.c.a.r.l., to apply the domestic consolidated taxation system pursuant to Articles 117 - 129 of the Consolidated Income Tax Law (TUIR). The option is valid for the three-year period 2023-2025 and the tax consolidation agreements respectively signed on November 15, 2023 with the consolidated companies Bio3Dmodel S.r.l. and Tecnologia&Design S.c.a.r.l. govern the requirements and obligations that mutually stem from the tax consolidation, defining the manner in which to achieve the advantages and remunerate any disadvantages arising from the aforementioned system, in addition to the criteria to be followed in order to proceed with exchanges of amounts to fully or partially offset all or some of the advantages or disadvantages arising from the tax consolidation.

Amount and nature of exceptional costs and revenues

Pursuant to Article 38(1)(m) of Legislative Decree No. 127/91, it is hereby certified that no revenues, costs or other positive or negative components arising from events of exceptional magnitude or incidence were recognized during this fiscal year.

Other information

Average headcount

The following information concerns the average number of employees of the companies included in the consolidation pursuant to Article 38(1)(n) of Legislative Decree No. 127/91:

Executives	2
Managers	17
White-collar	186
Blue-collar	2
Apprentices	16
Total	223

Remuneration, advances and receivables granted to directors and statutory auditors and commitments undertaken on their behalf

The following information is required by Article 38(1)(o) Legislative Decree No. 127/1991, specifying that no advances and receivables exist and no commitments have been made on behalf of the Board of Directors as a result of guarantees of any type given.

	Directors	Statutory Auditors
Parent company remuneration	552,000	48,929
Consolidated companies remuneration	1,005,355	6,240
Total remuneration	1,557,355	55,169

It should be noted that the amounts are shown net of the relative social security charges.

Independent auditors' fees

The following are the fees payable for the legally-required audit of the parent company and of the consolidated companies

	Legally-required audit	Other non-audit services	Total fees of the auditor and the independent audit firm
Parent company remuneration	96,860	33,660	130,520
Consolidated companies remuneration	40,474	13,650	54,124
Total remuneration	137,334	47,310	184,644

Off-balance sheet commitments, guarantees and contingent liabilities

The following is the information required by Article 38(1)(h) of Legislative Decree No. 127/91.

Commitments

Off-balance sheet commitments represent obligations undertaken by the Parent Company and consolidated companies to third parties with certain mandatory effects, but not yet performed.

Regarding the leasing contracts that the Parent Company and the consolidated companies have in place as of the closing date of this fiscal year, the amount of the present value of the outstanding lease payments, including the redemption price, as of the closing date of this fiscal year is presented at the end of the section "Lease Transactions".

Guarantees

The off-balance sheet commitments include the guarantees provided by the company, i.e. guarantees issued by the company with regards to its or a third party obligation.

As of the end of the fiscal year, they totaled Euro 7,159,888 and referred to:

- sureties and guarantees provided totaling Euro 2,939,577, including Euro 1,684,577 to guarantee the real estate lease of the subsidiary Solid Energy Real Estate S.r.l., Euro 650,000 to guarantee a bank loan taken out by the subsidiary Energy Group S.r.l., Euro 325,000 as a guarantee for a bank loan taken out by the subsidiary Solidfactory S.r.l., Euro 130,000 as a guarantee for a bank loan taken out by the subsidiary Tecnologia & Design S.c.a.r.l., and Euro 150,000 as a guarantee for a bank loan taken out by the subsidiary Design Systems S.r.l.;
- guarantee provided in favor of Prime S.r.l. (formerly Solid Property di Rizzo Roberto & C. sas) for Euro 170,311 to guarantee a real estate lease;
- voluntary mortgage of Euro 4,050,000 lent by the subsidiary Immobiliare Costa Alta S.r.l. (newly-established beneficiary of the partial spin-off of the spun-off Società Agricola Colle sas) as a third-party mortgage given to guarantee a land loan disbursed to a shareholder of the spin-off in the principal amount of Euro 2,700,000. This mortgage also encumbers real estate owned by the principal debtor.

As security for the Riello Tranche B Bond Loan, the Parent Company set up in favor of Riello Investimenti SGR S.p.A. a first-degree pledge guarantee on a current operations bank account with Banca Popolare Emilia Romagna, the balance of which was Euro 418,383 as of December 31, 2023.

Contingent liabilities

The contingent liabilities are liabilities related to situations existing at the consolidated reporting date, although whose outcome is pending as to be resolved in the future, and whose amount may not be established except in a random and arbitrary manner. At 31.12.2023, there are no contingent liabilities.

Related party transactions

Pursuant to Article 38 c. 1 lett. *o-quinquies*) of Legislative Decree No. 127/1991, related party transactions, represented by commercial and financial transactions, were concluded, without exception, at arm's length in the ordinary course of the Company's business.

On June 29, 2022, the Board of Directors of Solid World Group S.p.A. on the listing of its ordinary shares on the Euronext Growth Milan market, approved the Related Party Transactions Policy in accordance with the EGM Issuers' Regulation, based on Article 10 of the Regulation containing provisions on related party transactions, adopted by Consob Resolution No. 17221 of March 12, 2012, as amended and supplemented (hereinafter the "RPT Policy").

The RPT Policy governs the rules relating to the identification, approval and execution of Related Party Transactions as defined therein, implemented by the Issuer in order to ensure their transparency and substantive and procedural fairness.

The RPT Policy is available on Solid World Group S.p.A.'s website at the link <https://solidworldgroup.it/governance/documenti-societari/>

The significant transactions conducted with related parties in FY2023 are presented below (in Euro):

Related party	Nature of the relationship	Costs	Revenues	Investments	Payable	Receivable
Michela Pizzinat	<i>marketing consultancy</i>	47,320	-	-	50,752	-
Simonetta Caldiroli	<i>marketing consultancy</i>	48,886	-	-	-	-
Bio3Dprinting S.r.l.	<i>other services</i>	-	49,286	-	-	60,684
Carlo Pascotto	<i>legal consultancy</i>	134,033	-	-	-	-
Universo Treviso Basket S.r.l.	<i>advertising spaces</i>	30,000	-	-	42,100	-
Red-Fish Longterm Capital S.p.A.	<i>administrative consultancy</i>	30,000	-	-	36,050	-
Red-Fish Longterm Capital S.p.A.	<i>loan</i>	-	-	-	550,000	-
Red-Fish Longterm Capital S.p.A.	<i>interest expense</i>	15,189	-	-	15,189	-
Prime S.r.l.	<i>leases</i>	150,103	-	-	36,518	-
Prime S.r.l.	<i>non-interest bearing loan</i>	-	-	-	500,000	-
Total		455,531	49,286	-	1,230,609	60,684

Off-balance sheet agreements

No off-balance sheet agreements were undertaken in the year.

Information on equity and loans allocated to a specific business

Pursuant to Article 2447-*bis* of the Civil Code, it should be noted that the Group has not allocated equity or loans to a specific business.

Classes of shares issued by the Parent Company

At December 31, 2023, the Company's subscribed and paid-in share capital totaled Euro 1,553,374.70 and consisted of 15,533,747 shares without nominal value, divided into the following classes:

- 12,113,907 ordinary shares, which give the right to one vote and currently are traded on the Euronext Growth Milan market;

- 3,419,840 multi-vote shares, which entitle the holder to three votes each and are governed by Article 6(6) and subsequent of the Company's By-Laws.

At today's date, following the execution on February 5, 2024 of the capital increase in kind pursuant to 2343-ter resolved on December 22, 2023, the Company's subscribed and paid-in share capital amounts to Euro 1,562,874.70 and consists of 15,628,747 shares without nominal value, divided into the following classes:

- 12,208,907 ordinary shares, which give the right to one vote and currently are traded on the Euronext Growth Milan market;
- 3,419,840 multi-vote shares, which entitle the holder to three votes each and are governed by Article 6(6) and subsequent of the Company's By-Laws.

Securities and other financial instruments issued by the Parent Company

The Parent Company, as part of the transaction to list on the Euronext Growth Milan market, by resolution of the Shareholders' Meeting on May 30, 2022 and in implementation of the same:

- issued 3,571,500 warrants which may be traded on the Euronext Growth Milan, allotted free of charge to the ordinary shares arising from the paid-in capital increase (including those who subscribed to the shares granted as part of the exercise of the over allotment option) and to that placed in service of the conversion of the Bond Loan ("2022 - 2025 Solid World Warrants"), in the ratio of number 1 (one) warrant for every 1 (one) share to all holders of such shares;
- undertook a divisible capital increase in the maximum amount of Euro 1,000,000 (one million), plus share premium, to service the exercise of the Warrants through the issuance of Company shares to be reserved for subscription exclusively to Warrant holders in the ratio of 1 conversion share for every 2 Warrants exercised.

The Parent Company, in accordance with the aforementioned resolution of the Shareholders' Meeting of May 30, 2022, within thirty days from the date of approval of the Company's financial statements for the year ended December 31, 2022, which took place at the Shareholders' Meeting of April 27, 2023, on May 8, 2023 ("Ex-Dividend Date") issued an additional tranche of 8,237,160 "2022 - 2025 Solid World Warrants."

Therefore, 11,808,660 "2022 - 2025 Solid World Warrants" traded on the EGM with ISIN code IT0005498420 were outstanding subsequent to the Ex-Dividend Date.

The exercise of warrants is governed by the relative Regulation (available on the Company's website at <https://solidworldgroup.it/investor/strumenti-finanziari/>) in one of the exercise periods, meaning, individually, any one of the First Exercise Period (period between July 17, 2023 and July 31, 2023 inclusive, in addition to the "Additional Period" stipulated by the Shareholders' Meeting resolution of April 27, 2023 in the period from September 4 to September 8, 2023 inclusive), the Second Exercise Period (period between July 17, 2024 and July 31, 2024 inclusive) and the Third Exercise Period (period between July 17, 2025 and July 31, 2025 inclusive) at prices increasing over time and amounting respectively to Euro 2.20 for the First Exercise Period (increased to Euro 2.42 for the "Additional Period" scheduled from September 4 to September 9, 2023 inclusive, as resolved by the Parent Company's Shareholders' Meeting on April 27, 2023), Euro 2.42 (reduced to Euro 2.20 by Shareholders' Meeting resolution on April 27, 2023) for the Second Exercise Period and Euro 2.662 (reduced to Euro 2.42 by Shareholders' Meeting resolution of April 27, 2023) for the Third Exercise Period (exercise prices amended by the aforementioned Shareholders' Meeting resolution of April 27, 2023 on the occasion of the resolved free capital increase, and in accordance with the relevant provisions of the "2022 - 2025 Solid World Warrant" Regulation).

As indicated previously in the "Shareholders' Equity" section, on July 31, 2023, the first exercise period of "2022 - 2025 Solid World Warrants" concluded, as a result of which 4,218,934 warrants were exercised, while in the "Additional Period" to the first exercise period of the "2022 - 2025 Solid World Warrants" which concluded on September 8, 2023, 539,808 warrants were exercised. Therefore, the outlined exercises involved a total of 4,758,742 warrants, in relation to which the Parent Company increased its share capital by Euro 210,946.70

with regard to the first exercise period of the "2022 - 2025 Solid World Warrants", and by Euro 26,990.40 in relation to the "Additional Period" to the first exercise period of the "2022 - 2025 Solid World Warrants", thus increasing its share capital by a total of Euro 237,937.10.

As a result of the above, as of the current date, 7,049,918 warrants are outstanding that can be exercised in subsequent exercise periods, as provided in the aforementioned "2022 - 2025 Solid World Warrants" Regulation, according to the following schedule:

- between July 17, 2024 and July 31, 2024 inclusive (Second Exercise Period), at an exercise price of Euro 2.20 per share;
- between July 17, 2025 and July 31, 2025 inclusive (Third Exercise Period), at an exercise price of Euro 2.42 per share.

As of today, there are no reports that any warrant holders have waived their exercise rights, so no dilutive effect is reported.

With regard to the non-convertible bonds with a total nominal value of Euro 5,000,000 issued by the Company and subscribed in May 2022 by Riello Investimenti Partners SGR S.p.A., in its capacity as the management company of the "Fondo Impresa Italia II" investment fund, please refer to that previously outlined in the "Payables" section.

Information on derivative financial instruments as per Article 38, paragraph 1 (letter o-ter) of Legislative Decree No. 127/91

At December 31, 2023, the subsidiary Solidcam Italia S.r.l. uses an interest rate hedging derivative financial instrument (OTC) underlying an unsecured loan taken out in 2020 by the consolidated company Solidcam Italia S.r.l..

The following table outlines the key aspects of the transaction:

transaction type	IRS
signing date	7.10.2020
maturity date	7.10.2025
Initial notional amount	Euro 250,000
Fair value at 31.12.2023	4,906

The fair value is determined on the basis of the system of price calculations used by the Group banks with which the unsecured loans were concluded, or based on the methodology generally used on the market.

Significant events to December 31, 2023

On January 9, 2024, the first order from a prestigious Swiss hospital was announced for the Electrospider printer (multi-scale, multi-material 3D bioprinter), produced with proprietary technology by the subsidiary Bio3DPrinting S.r.l.

On February 5, 2024, as already indicated in the "Shareholders' Equity" paragraph above, following the filing with the competent Companies' Registers of the certificate pursuant to Article 2444 of the Civil Code and the declaration pursuant to Article 2343-*quater*, paragraph 3, of the Civil Code, the capital increase in kind of the Parent Company resolved on December 22, 2023 became effective, pursuant to Article 2343-*ter* of the Civil Code in the amount of Euro 18.75, subscribed and released on the same date by means of the contribution of shares in Solidinnovation S.r.l. and in Design Systems S.r.l. for the total amount, including share premium, of Euro 755,000.00, through the issuance of 188,750 ordinary shares without nominal value, having the same characteristics as the outstanding shares, at an issue price of Euro 4.00 per share.

On March 4, 2024, the Board of Directors of the Parent Company resolved to approve a Share Incentive Plan in favor of a number of employees of the subsidiaries Bio3Dprinting S.r.l., Bio3Dmodel S.r.l. and Energy Group S.r.l. who, in their respective fields, have contributed to the major successes in the domestic and international spheres of these companies. The Plan will be executed through the free allocation of 35,000 ordinary shares of the Company listed on the EGM. It is subject to the commitment of the beneficiaries to continue carrying out the activities they currently perform in various capacities in favor of the companies at which they work for the next 2 (two) years, starting from the shares' grant date. If this condition is not satisfied, the beneficiaries will be required to return the allocated shares or pay the Company their cash equivalent, calculated on the date they are actually credited to the beneficiary's securities account. At March 4, 2024, the Company held 99,825 treasury shares in portfolio.

In April 2024, the subsidiary Solidfactory S.r.l. announced the signing of a new contract with a major North American player for the complete supply of an innovative "advanced technology" solar panel production line, using its technology and which ensures that the energy efficiency of the produced solar panels is higher than standard panels. This order, whose value exceed Euro one million, is to be delivered by November 2024 and involves the supply of a production line for the "mass production" of high-efficiency photovoltaic panels.

On May 5, 2024, the Parent Company signed a binding agreement to fully acquire Due Pi Greco S.r.l., a company based in Resana (TV) specializing in product design, engineering, additive manufacturing and the 3D printing of high-performance industrial components. The price for the transfer of ownership of the selling shareholders' holdings, set at Euro 700,000, will be paid partly in cash and partly through the allocation of SolidWorld Group shares resulting from a Reserved Capital Increase or, alternatively, through the transfer of treasury shares already held in the Company's portfolio. The transaction is expected to be finalized in 2024.

On May 28, 2024, the Parent Company, also in light of the investments in subsidiaries made in the second half of 2023, signed an agreement with Riello Investimenti Partners SGR S.p.A. for the disapplication as of the calculation date of December 31, 2023, of certain covenants related to the outstanding Bonds. Please refer to the previous discussion in the section "Bond Payables" for further details.

Disclosure as per Article 1, paragraph 125-bis of Law No. 124 of August 4, 2017

In relation to the provisions of Article 1, paragraph 125-bis, of Law 124/2017, regarding the obligation to present in the notes to the financial statements any sums of money received during the financial year by way of grants, subsidies, benefits, contributions or aid, in cash or in kind, not of a general nature and without consideration, remuneration or compensation of any kind, from public sector bodies and the entities referred to in paragraph 125-bis of the stated Article, it is noted that no Group Company during 2023 received economic benefits from public sector bodies pursuant to the provision of Article 1, paragraph 125-bis, of Law 124/2017.

Allocation of the result

The Parent Company's financial statements report a profit for the year of Euro 424,060.94, for which the Board of Directors proposed the following allocation to the Shareholders' Meeting:

Euro 21,203.05 to the Legal Reserve;

Euro 402,857.89 to Retained earnings.


These consolidated financial statements, consisting of the balance sheet, the income statement, the cash flow statement and the explanatory notes, present a true and fair view of the equity and financial position and results for the year. They correspond with the parent company accounting records and the information transmitted by the companies included in the consolidation.

Treviso, May 28, 2024

On behalf of the Board of Directors

The Chairperson

ROBERTO RIZZO

A handwritten signature in black ink, appearing to read 'Roberto Rizzo', with a long horizontal stroke extending to the right.